

Blade 1200mm 5000K

The Blade is the way forward in slimline surface mounted fittings. The LED is not only better for your energy efficiency but the slimline look is modern and practical lighting for those areas needing that little extra light ie the kitchen, the study. By adding the Martec Dimmer MTD300VA the light can be reduced down to 10% reducing the energy usage even further. With easy installation your electrician will have them installed in no time at all.



FEATURES


- /// 3 year replacement warranty
- /// Long life energy saving LED technology
- /// Dimmable LED light module (Dimming reduced to 10% with MTD300VA)
- /// Easy installation
- /// Terminal block connection conveniently located in the centre of the fitting



MLBF1250BD

TECHNICAL INFORMATION

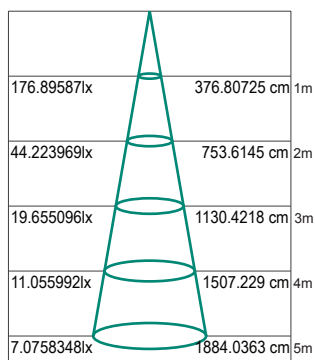
Power: 36W
CCT: 5000K (Cool White)
Lumens: 3300lm
Size (mm): 1200mm x 75mm x 26mm



MLBF1250WD

DIAGRAMS

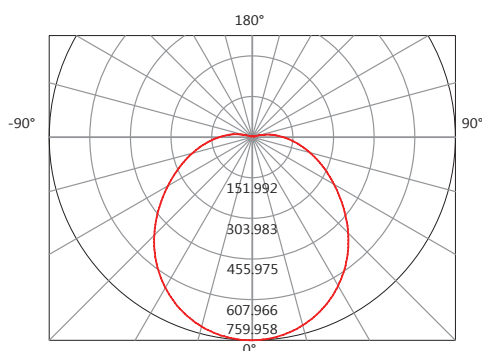
Lux Distance Curve



Height Illuminance

Diameter

Polar Curve



Polar Curve

