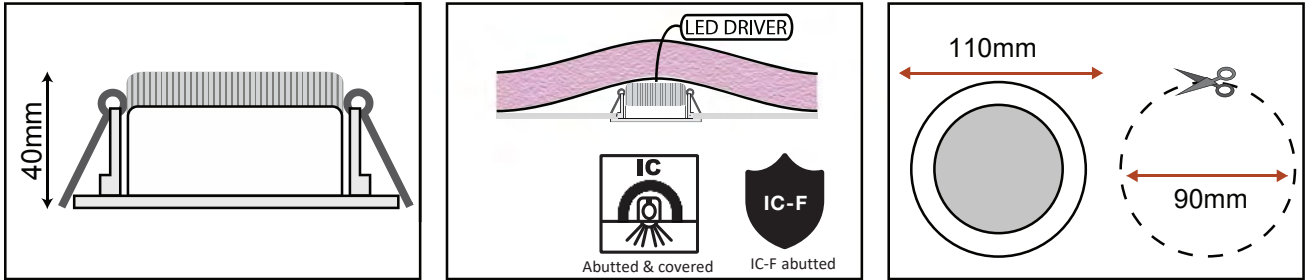


PLEASE READ THESE INSTRUCTIONS CAREFULLY BEFORE INSTALLATION.

PLEASE RETAIN INSTRUCTIONS FOR FUTURE REFERENCE.

Arte Gimbal 10W Tricolour LED Downlight Model: TLAG34510WD



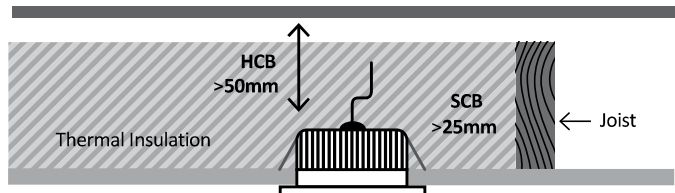
INSTALLATION

- This unit must be installed and wired by a qualified electrical contractor
- Ensure power is off at mains before wiring and installation
- For maximum number per circuit breaker, use the recommended quantities as for a standard mains 50W lamp (or 100W R80)
- Ensure that the area that the unit is to be fitted has a minimum height clearance of 50mm
- Cut a suitable hole in the ceiling for each unit ensuring no positions are under joists, cables, pipes etc
- Terminate cables at primary side of driver ensuring cable clamp is in place
- Feed springs through the ceiling hole slowly releasing the unit up to the ceiling. The springs will hold the fitting in place
- Fixture control gear/driver must be mounted above any insulation covering the luminaire
- For indoor use $T_a = 25^\circ\text{C}$

INSULATION


Thermal insulation clearance class IC-rated covered; meaning that the Arte Gimbal LED downlight can be covered entirely by insulation abutting or is within 100mm horizontally of the luminaire. And must meet the following requirements:

- Be of a type that can maintain its dimensions and structural integrity when exposed to a maximum surface temperature the class of the luminaire, being 90°C ;
- Be of a type that can withstand a 30 second needle flame test carried out in accordance with AS/NZS 60695.11 with a flame applied to all surfaces of the sample insulation types which should be used with this fitting are glass wool (pink batts) & polyester.



COLOUR SWITCHING

Tricolour DIP switch located on the side of the driver. Select desired colour 3000K(WW), 4000K (NW) or 5000K (CW) by toggling the switch



IMPORTANT NOTE

This fixture must not be installed with loose fill insulation (as defined in NZS 4246) such as macerated paper and wool. Fixture control gear/driver must be mounted above any insulation covering the fixture.



Aust/NZ Approval No.
 SAA203419