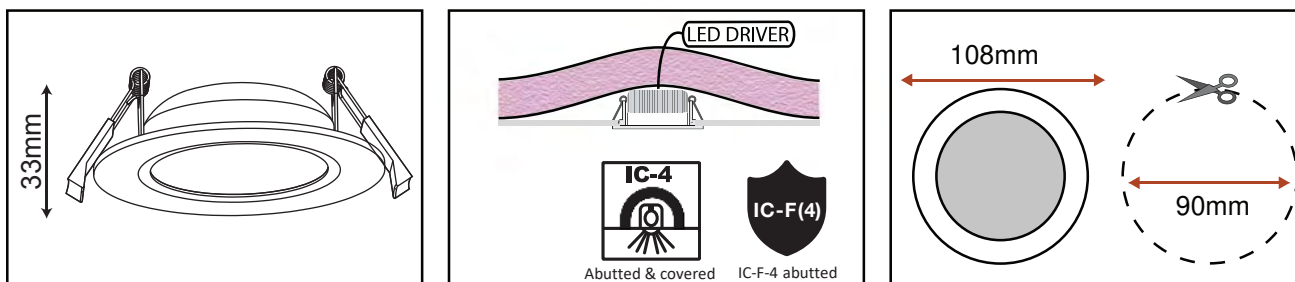


PLEASE READ THESE INSTRUCTIONS CAREFULLY BEFORE INSTALLATION.

PLEASE RETAIN INSTRUCTIONS FOR FUTURE REFERENCE.

## Prime 10W Tricolour LED Downlight Model: TLPD34510WD



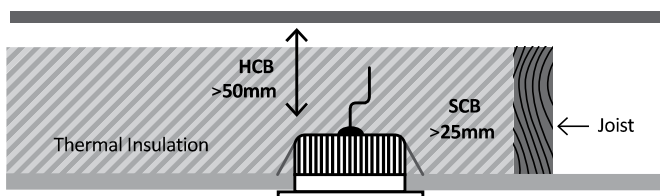
### INSTALLATION

- This unit must be installed and wired by a qualified electrical contractor
- Ensure power is off at mains before wiring and installation
- For maximum number per circuit breaker, use the recommended quantities as for a standard mains 50W lamp (or 100W R80)
- Ensure that the area that the unit is to be fitted has a minimum height clearance of 50mm
- Cut a suitable hole in the ceiling for each unit ensuring no positions are under joists, cables, pipes etc
- Terminate cables at primary side of driver ensuring cable clamp is in place
- Feed springs through the ceiling hole slowly releasing the unit up to the ceiling. The springs will hold the fitting in place
- Fixture control gear/driver must be mounted above any insulation covering the luminaire
- For indoor use  $T_a = 25^{\circ}\text{C}$

### INSULATION

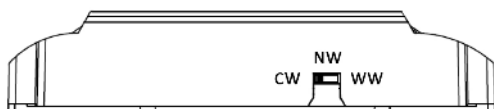
Thermal insulation clearance class IC-4 and IC-F covered; meaning that the Prime LED downlight can be covered entirely by insulation abutting or is within 100mm horizontally of the luminaire. And must meet the following requirements:

- Be of a type that can maintain its dimensions and structural integrity when exposed to a maximum surface temperature the class of the luminaire, being  $90^{\circ}\text{C}$ ;
- Be of a type that can withstand a 30 second needle flame test carried out in accordance with AS/NZS 60695.11 with a flame applied to all surfaces of the sample insulation types which should be used with this fitting are glass wool (pink batts) & polyester.



### COLOUR SWITCHING

Tricolour DIP switch located on the side of the driver. Select desired colour 3000K(WW), 4000K (NW) or 5000K (CW) by toggling the switch



### IMPORTANT NOTE

This fixture must not be installed with loose fill insulation (as defined in NZS 4246) such as macerated paper and wool. Fixture control gear/driver must be mounted above any insulation covering the fixture.



Aust/NZ Approval No.  
 SAA203419