



Replacement  
Warranty\*

**3W EMERGENCY LED  
SLIMLINE EXIT LIGHT**

TLEESC360



**RECESS KIT  
AVAILABLE  
(TLEREC SOLD  
SEPARATELY)**

This 3W emergency exit LED light with a rechargeable battery pack is a stylish, quick connect LED exit luminaire for interior exit sign application.

- Modern slim design
- Test switch and charge indicator light
- Wall or ceiling mountable
- Viewing distance of 24 metres



IP Rating



Low Power Consumption



Rated Average Design Life



Volts



Max Ambient Temperature




24m Viewing Distance



Cylindrical LiFePO4 Lithium Battery



Slide and Connect

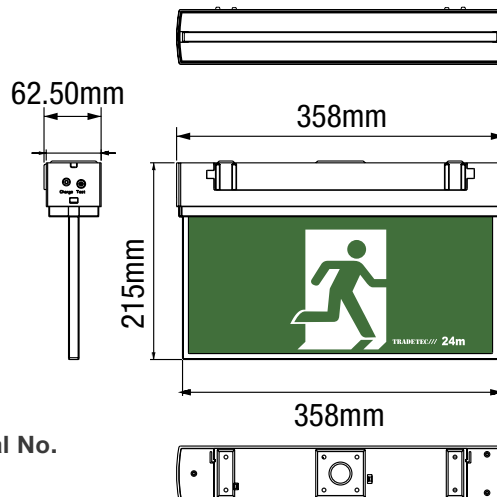


Emergency Luminaire

**INCLUDES**

Advanced LifeP04 battery

**DIMENSIONS**



Aust/NZ Approval No.  
GMA 505318



## TLEESC360

## 3W EMERGENCY LED SLIMLINE EXIT LIGHT

### FEATURES

- Universal mounting option
- Charging time 16 hours variable
- Slide connection mountable
- Low energy consumption
- Large terminal block
- Overcharge and discharge protection
- Long life electronics
- 180 minutes discharging time when normal power fails
- Complete with all in one solution including all pictogram inserts
- Conversion time 0.2 seconds
- Manual test
- Test switch and charge indicator light
- Wall or ceiling mountable
- Viewing distance of 24 metres
- Long LED life of 50,000 hours approx



### SPECIFICATIONS

<b>Model name</b>	Emergency Exit Light
<b>Model number</b>	TLEESC360
<b>Power (wattage)</b>	3W
<b>Voltage</b>	240v
<b>Frequency</b>	50Hz
<b>Colour temperature</b>	6000k
<b>IP rating</b>	IP20
<b>Ambient operating temperature</b>	0°C to 40°C
<b>Battery</b>	LifePo4, 1 cell 3.2v, 600mAh rechargeable pack
<b>Charging time</b>	16 hours
<b>Usage duration</b>	180 minutes
<b>Product size (mm)</b>	358 x 215 x 62.5

### SPACING TABLE MOUNTING HEIGHT (M)

NATA Classification	2.1	2.4	2.7	3.0*
C0 - D4	6.2	6.6	7.0	7.2
C90 - D2	5.2	5.2	5.0	4.8

\*Maximum mounting height allowed is 2.7m.  
For exceptions, see AS2293.1 2018

### INSTALLATION

<b>Installation</b>	By licensed electrician only
<b>Warranty</b>	2 year replacement warranty*

\* For further information regarding warranty terms and conditions, please refer to enclosed warranty statement.


### SHIPPING

<b>Packaging size</b>	370 x 240 x 72mm
<b>Gross weight</b>	1.15kg
<b>Carton qty</b>	10

### AVAILABLE IN WHITE




White

Model	Colour	Barcode
TLEESC360	White	 9312375505631

### AVAILABLE EXTRAS

Recess kit – sold separately



Model	Colour	Barcode
TLEREC	White	 9312375506850