


PLEASE READ THESE INSTRUCTIONS CAREFULLY BEFORE INSTALLATION.
PLEASE RETAIN INSTRUCTIONS FOR FUTURE REFERENCE.

36W Tricolour Blade Martec Surface Mounted Light




Thank you for purchasing the 36W Tricolour Blade Surface Mounted LED fitting.

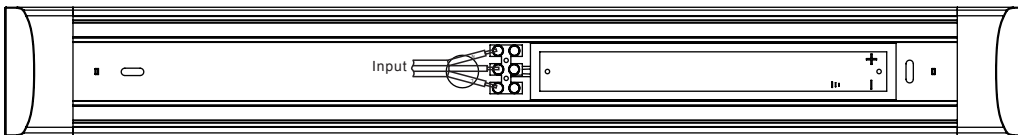
INSTALLATION

- This unit **MUST** be installed by a licensed electrician to comply with the relevant Australian/New Zealand standards.
- Disconnect the main supply prior to wiring.

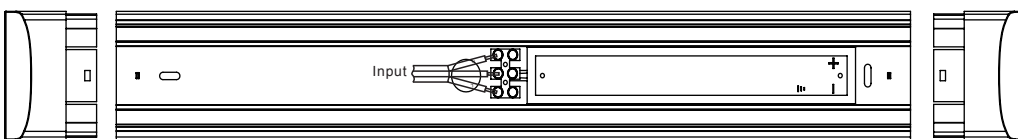
Step 1. Gently remove the end cap and diffuser from the main body.




Step 2. Screw the main body directly to the ceiling using the screw slots.



Step 3 Terminate input wires into the terminal block in the centre of the fitting.



Step 4. Gently refit the end cap and diffuser.



PRODUCT FEATURES

- 2 year replacement warranty
- Long life energy saving LED technology
- Dimmable
- Easy Installation
- Large terminal block connection conveniently located in the centre of the fitting
- Opal polycarbonate diffuser
- Tricolour temperature with DIP switch with driver 3000k, 4000k, 5000k
- Rear cable channel allows for ease of wiring
- IP20 suitable for internal use only
- CRI>80
- 36Watt />3000 lumen
- Beam angle 120°
- Driver non-isolated
- Housing Polycarbonate / Aluminum



MUST BE INSTALLED BY LICENSED ELECTRICIAN