

Product Catalogue 2022



MARTEC[®]
Life, enhanced.



After more than five decades Martec® has become one of Australia's leading providers of cooling, lighting, heating and exhaust products. Our focus has always been on providing our customers with the highest quality, best in class, competitively priced products and solutions to suit every lifestyle.

Our relentless dedication to continuing development, puts Martec® at the forefront of innovation and design. With the latest technology, Martec® now offers an exciting and comprehensive range of energy efficient, cost saving products which can be installed in any application.

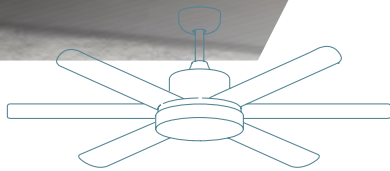


Enhance your living experience with Martec®

The Martec® Promise

A strong commitment to the principles of quality, service and attention to detail ensures we transform these values into unique and dynamic outcomes that are second to none. In order to attain and maintain these objectives, Martec® has implemented a quality management process and system which meets the requirements of AS/NZS ISO 9001. In summary, Martec® is committed to providing an unrivalled product and service offer to its many valued customers.

OUR BRANDS

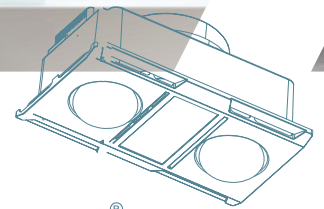


MARTEC[®] Cooling

Martec[®] Cooling offer an extensive range of AC and DC ceiling fans, and accessories to suit a wide range of applications.

Martec[®] ceiling fans come in a wide selection of colours and sizes, as well as changeable colour temperature and 3 step dimming features for fans with LED lights. Our ceilings fans are highly energy efficient and quiet, and come with a summer/winter mode option.

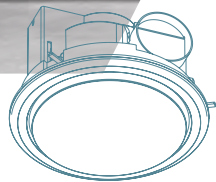
Ceiling fan accessories that include lights, downrods, and remote controls with timer. We do have a solution to meet your needs and enhance your lifestyle.



MARTEC[®] Heating

Martec[®] Heating offer an extensive range of bathroom heaters and accessories to suit any bathroom sizes and applications.


Martec[®] bathroom heaters come in a wide variety from a simple single heat lamp unit, to slimline designed 3-in-1 heaters. Our instant heat option configures from 1, 2 or 4 heat lamps to tricolour LED lights. Along with different IPX ratings and colour finishes enable our heaters to compliment any design scheme and environment at your home.



MARTEC[®] Exhaust

Martec[®] Exhaust offer a range of exhaust fans to any bathroom sizes and other area applications.

Martec[®] exhaust fans feature different sizes, IPX rating, shape, and tricolour LED light option. Our exhaust fans are operated on a high performance ball bearing motor with superior blade design for maximum air extraction and quiet operations. Plus, always supplied with flex and plug made installation easier.



MARTEC[®] Lighting

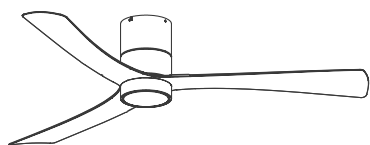
Martec[®] Lighting offer an extensive range of LED products from downlights, surface mounted fittings to exterior lighting.

Our downlights and surface mounted products are come with switchable colour temperature change and with dimming options, available using Martec[®] dimmers. Our exterior lighting come with different ingress protection ratings and built in motion sensor option provide security and safety in all outdoor applications.

Martec[®] Lighting can fulfil smaller and larger projects within your budget and needs.

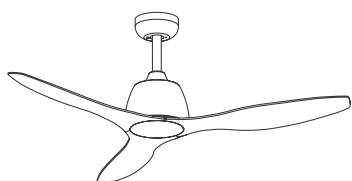
CONTENTS

COOLING 08



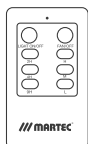
DC CEILING FANS

12



AC CEILING FANS

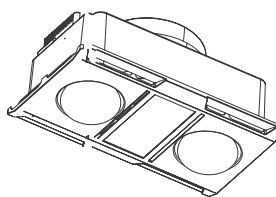
46



CEILING FANS
ACCESSORIES

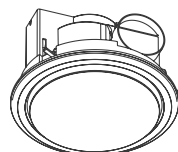
80

HEATING & EXHAUSTS 88



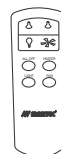
BATHROOM
HEATERS

90



EXHAUST
FANS

112



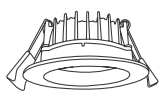
HEATING
ACCESSORIES

120




SCAN TO VIEW THIS
CATALOGUE ONLINE OR
DOWNLOAD A COPY!

LIGHTING 124




DOWNLIGHTS

126




SURFACE MOUNTED
LIGHTING - OYSTER

144



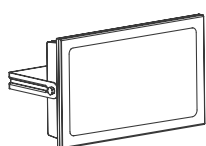
SURFACE MOUNTED
LIGHTING - BATTEN

154



EXTERIOR LIGHTING
- SECURITY LIGHT

164



EXTERIOR LIGHTING
- FLOODLIGHT & BUNKER
EMERGENCY LIGHTING
LIGHTING ACCESSORIES

176

RESOURCES 186



GUIDES

- CEILING FAN SIZE & APPLICATION GUIDE 10
- BATHROOM HEATER & EXHAUST FAN GUIDE 117
- LIGHTING SENSOR APPLICATION GUIDE 160



Tricolour

LEDUCATION

186



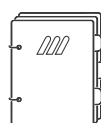
STANDARDS

- IC RATING 187
- IK RATING 188
- IP RATING 189
- IPX RATING 190



WARRANTY

191



PRODUCT INDEX

192

HOW TO USE THIS CATALOGUE

1 VIPER



4 APPLICATIONS

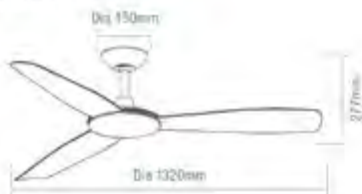
- Study / Small Bedroom
- Office / Medium Bedroom / Small Living Room
- Large Bedroom / Large Living Room / Home Theatre

5 FEATURES

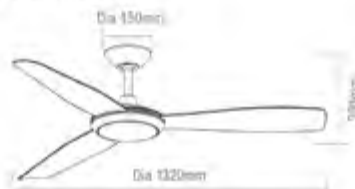
- 1320mm (52") DC ceiling fan
- Brushless quiet and efficient 40W DC motor
- ABS body and canopy with 3 ABS blades
- Fully reversible for summer and winter mode from remote control
- Tricolour LED light models available
- Supplied with 5 speed remote control and timer with up to 9 hour timer control mode

6 DIMENSIONS

FAN ONLY



FAN LED LIGHT



20 martecceasyria.com.au

For more product information please visit our website.

7 SPECIFICATIONS

Ordering Code	MVDC133WSR
Colour	White Satin
Size	
Air Movement m ³ /hr	
Motor	
Power Wattage	
Voltage	
Number of Blades	
Blade Pitch	
Hangure Canopy	
Lighting Wattage / Type	
Colour Temperature	
Lumens Output	
Rated Lifetime	
Dimmable	
Wall Control / Remote Control	✓

8 COLOUR AND VARIANTS

FAN ONLY



MVDC133WSR
White Satin



MVDC133MBR
Matt Black

FAN LED LIGHT



MVDC133WSR
White Satin



MVDC133MBR
Matt Black

9 ACCESSORIES



MORD36WST / MORD72WST
900mm / 1800mm Downrod
White Satin



MORD36MT / MORD72MT
900mm / 1800mm Downrod
Matt Black

For more product information please visit our website.

1 PRODUCT NAME

3 WARRANTY & STANDARDS

5 PRODUCT FEATURES

7 ORDERING CODES & SPECIFICATIONS

2 PRODUCT IMAGE

4 APPLICATIONS

6 PRODUCT DIMENSIONS

8 COLOUR & VARIANTS

Fan Only	Fan LED Light		
MVDC133MMH	MVDC133W5H	MVDC133MMH	MVDC133MMH
Mat Black	White Spot	Mat Black	Mat Black
1320mm (52")	1320mm (52")		
17,640m ³ /hr	17,640m ³ /hr		
DC	DC		
40W	40W		
220-240V 50Hz	220-240V 50Hz		
3	3		
14"	14"		
Maximum 15"	Maximum 15"		
	18W LED		
	3000K / 4000K / 5000K		
	1890lm / 2120lm / 2020lm		
	35,000 hours @ 1x25°C		
	3 step dimming		
remote control and timer	5 speed remote control and timer		

SUPPLIED WITH



5 speed remote control and timer

SUPPLIED WITH



5 speed remote control and timer

MMR
ck

MMR
ck

DD72MT
n Downrod
ck

DEALERS ONLINE



www.martecaustralia.com.au/request-online-access/

Martec® online ordering portal for trade customers. You can check stock availability and pricing. Access can be requested via the above link.

STORE LOCATOR



www.martecaustralia.com.au/store-locator/

Simply enter information like suburb and travel distance to locate a Martec® stockist. Send us a request if you are not on this store locator.

RESOURCES TAB



www.martecaustralia.com.au/exhaust-fan-calculator/

Find things like tools and catalogues that can help you to find out which Martec® product will suit your job while you are working on or offsite.

Cooling





CEILING FAN SIZE GUIDE




Study / Small Bedroom



Office / Medium Bedroom /
Small Living Room



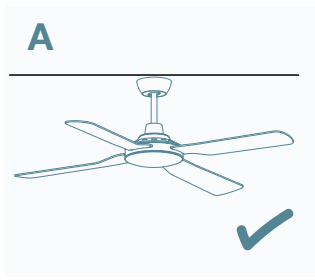
Large Bedroom / Large Living Room /
Home Theatre



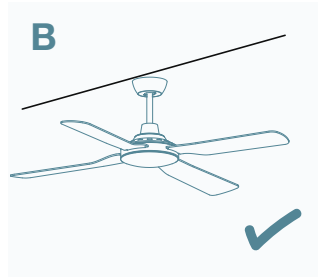
Rumpus Room / Large Living Room

	Room Size / Type				
	Up to 12m ² (3.5m x 3.5m) Study / Small Bedroom	Up to 18m ² (4m x 4.5m) Office / Medium Bedroom / Small Living Room	Up to 30m ² (5m x 6m) Large Bedroom / Large Living Room / Home Theatre	Up to 40m ² (6.5m x 6m) Rumpus Room / Large Living Room	
Ceiling Fan Size	1067mm (42")	1220mm (48")	1320mm (52")	1420mm (56")	
DC CEILING FAN	Metro	✓	✓	✓	
	Viper	✓	✓	✓	
	Newport		✓	✓	✓
	Malibu	✓	✓	✓	
	Wave	✓	✓	✓	✓
	Scorpion	✓	✓	✓	
	Albatross		✓	✓	✓
	Albatross Mini		✓	✓	✓
	Link	✓	✓		
	Lifestyle	✓	✓	✓	
AC CEILING FAN	Elite	✓	✓		
	Governor		✓	✓	✓
	Triumph	✓	✓	✓	
	Flush	✓	✓		
	Discovery II	✓	✓	✓	✓
	Liberty IP65	✓	✓	✓	
	Link	✓	✓		
	Lifestyle	✓	✓	✓	
	Lifestyle Mini	✓			
	Razor	✓	✓		
Oasis	✓	✓			
Hamilton	✓	✓			
Precision	✓	✓	✓	✓	

APPLICATION GUIDE

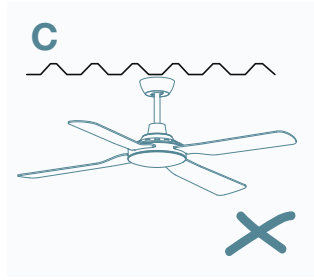


Flat Level Surface Ceiling

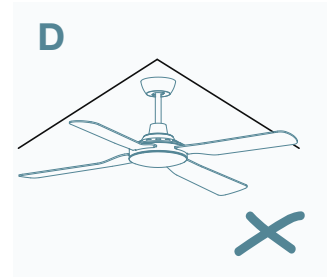


Slope Ceiling up to 15°

Except for Metro and Flush ceiling fans. They must be installed on flat level surface.



Corrugated Ceiling



Apex Ceiling

		Applications			
		Indoor Use	Covered Outdoor	Tropical Rated	Coastal Rated
DC CEILING FAN	Metro	✓	✓		
	Viper	✓	✓	✓	
	Newport	✓	✓		
	Malibu	✓	✓		
	Wave	✓	✓		
	Scorpion	✓	✓		
	Albatross	✓	✓		
	Albatross Mini	✓	✓		
	Link	✓	✓		
	Lifestyle	✓	✓		
AC CEILING FAN	Elite	✓	✓		
	Governor	✓	✓		
	Triumph	✓	✓		
	Flush	✓	✓		
	Discovery II	✓	✓	✓	
	Liberty IP65	✓	✓	✓	
	Link	✓	✓		
	Lifestyle	✓	✓		
	Lifestyle Mini	✓	✓		
	Razor	✓	✓		
	Oasis	✓	✓		
Hamilton	✓	✓			
Precision	✓	✓	✓	✓	



DC CEILING FANS

ADVANTAGES OF DC MOTOR CEILING FANS

High Efficiency

DC motors on average consumes less energy than conventional ceiling fan motors.

Speed Control

DC motor control provides up to 5 or 6 speed settings and an easy to use reversing function for summer and winter operation.

Light Weight

DC motors weigh less than conventional fan motors, resulting in a lighter product that is easier to install for electricians.

Quiet Operation

DC motors are very quiet when in operation, ideal for bedrooms.

Remote Control:

DC ceiling fans can only be operated via a DC remote control (supplied).

Metro.....	14
Viper.....	18
Newport	22
Malibu	26
Wave	30
Scorpion.....	32
Albatross	36
Albatross Mini	40
Link	42
Lifestyle.....	44





METRO

Low Ceiling Solution
1320mm (52") DC Ceiling Fan

METRO



Warranty



DC Motor



Summer/Winter
Reverse
Function



Indoor Cover
Outdoor Use



Tricolour

APPLICATIONS

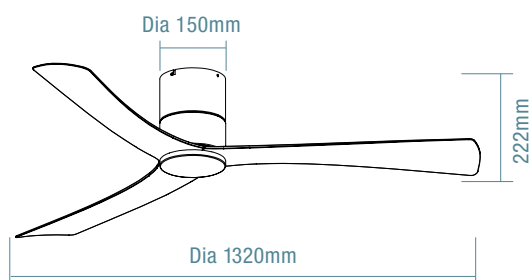
- Study / Small Bedroom
- Office / Medium Bedroom / Small Living Room
- Large Bedroom / Large Living Room / Home Theatre

FEATURES

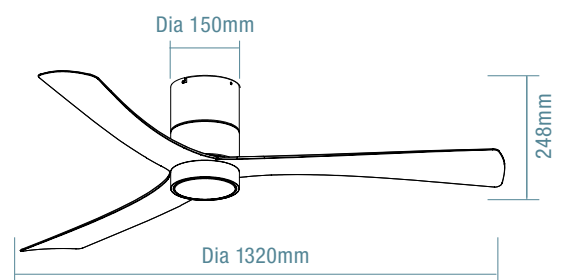
- 1320mm (52") DC ceiling fan
- Brushless quiet and efficient 35W DC motor
- Metal body with 3 ABS blades
- Fully reversible for summer and winter mode from remote control
- Must be installed on a flat level surface
- Tricolour LED light models available
- Supplied with 5 speed remote control and timer with up to 8 hour timer control mode

DIMENSIONS

FAN ONLY



FAN LED LIGHT



SPECIFICATIONS

Ordering Code	Fan Only		Fan LED Light	
	MMDC133WSR	MMDC133MMR	MMDC1333WSR	MMDC1333MMR
Colour	White Satin	Matt Black	White Satin	Matt Black
Size	1320mm (52")		1320mm (52")	
Air Movement m ³ /hr	14,200m ³ /hr		14,200m ³ /hr	
Motor	DC		DC	
Power Wattage	35W		35W	
Voltage	220-240V 50Hz		220-240V 50Hz	
Number of Blades	3		3	
Blade Pitch	12°		12°	
Hangsure Canopy	0° - Must be installed on a flat level surface		0° - Must be installed on a flat level surface	
Lighting Wattage / Type	-		15W LED	
Colour Temperature	-		3000K / 4000K / 5000K	
Lumens Output	-		1450lm / 1650lm / 1600lm	
Rated Lifetime	-		35,000 hours @ Ta25°C	
Dimmable	-		3 step dimming	
Wall Control / Remote Control	5 speed remote control and timer		5 speed remote control and timer	

COLOUR AND VARIANTS

FAN ONLY



MMDC133WSR
White Satin



MMDC133MMR
Matt Black

SUPPLIED WITH



5 speed remote control
and timer

FAN LED LIGHT



MMDC1333WSR
White Satin



MMDC1333MMR
Matt Black

SUPPLIED WITH



5 speed remote control
and timer





VIPER

Sleek and Modern
1320mm (52") DC Ceiling Fan

VIPER



Warranty



DC Motor



Summer/Winter
Reverse
Function



Indoor Cover
Outdoor Use



Tropical
Rated



Tricolour

APPLICATIONS

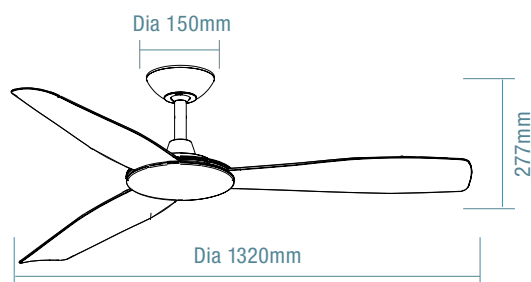
- Study / Small Bedroom
- Office / Medium Bedroom / Small Living Room
- Large Bedroom / Large Living Room / Home Theatre

FEATURES

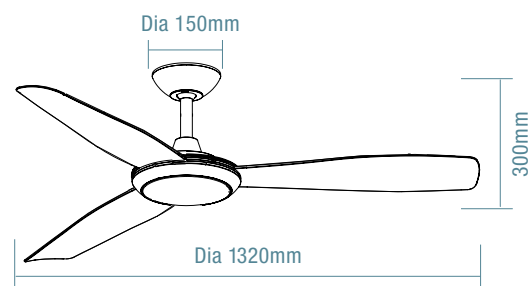
- 1320mm (52") DC ceiling fan
- Brushless quiet and efficient 40W DC motor
- ABS body and canopy with 3 ABS blades
- Fully reversible for summer and winter mode from remote control
- Tricolour LED light models available
- Supplied with 5 speed remote control and timer with up to 8 hour timer control mode

DIMENSIONS

FAN ONLY



FAN LED LIGHT



SPECIFICATIONS

	Fan Only		Fan LED Light	
Ordering Code	MVDC133WSR	MVDC133MMR	MVDC133WSR	MVDC133MMR
Colour	White Satin	Matt Black	White Satin	Matt Black
Size	1320mm (52")		1320mm (52")	
Air Movement m³/hr	17,640m³/hr		17,640m³/hr	
Motor	DC		DC	
Power Wattage	40W		40W	
Voltage	220-240V 50Hz		220-240V 50Hz	
Number of Blades	3		3	
Blade Pitch	14°		14°	
Hangsure Canopy	Maximum 15°		Maximum 15°	
Lighting Wattage / Type	-		18W LED	
Colour Temperature	-		3000K / 4000K / 5000K	
Lumens Output	-		1880lm / 2120lm / 2020lm	
Rated Lifetime	-		35,000 hours @ Ta25°C	
Dimmable	-		3 step dimming	
Wall Control / Remote Control	5 speed remote control and timer		5 speed remote control and timer	

COLOUR AND VARIANTS

FAN ONLY



MVDC133WSR
White Satin



MVDC133MMR
Matt Black

SUPPLIED WITH



5 speed remote control
and timer

FAN LED LIGHT



MVDC1333WSR
White Satin



MVDC1333MMR
Matt Black

SUPPLIED WITH



5 speed remote control
and timer

ACCESSORIES



MDRD36WST / MDRD72WST
900mm / 1800mm Downrod
White Satin



MDRD36MT / MDRD72MT
900mm / 1800mm Downrod
Matt Black





NEWPORT

Contemporary Style
1420mm (56") DC Ceiling Fan

NEWPORT



6
YEAR
Warranty



DC
MOTOR



Summer/Winter
Reverse
Function



Indoor Cover
Outdoor Use



Tricolour

APPLICATIONS

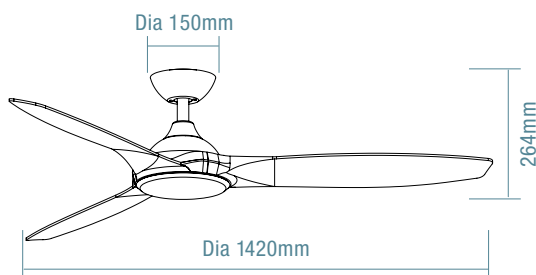
- Office / Medium Bedroom / Small Living Room
- Large Bedroom / Large Living Room / Home Theatre
- Rumpus Room / Large Living Room

FEATURES

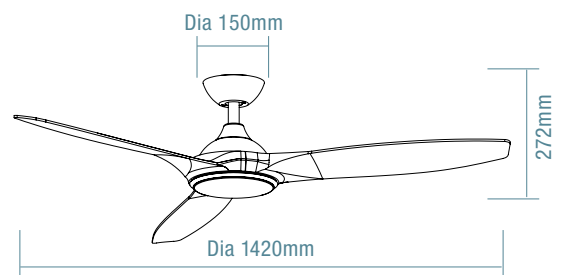
- 1420mm (56") DC ceiling fan
- Brushless quiet and efficient 35W DC motor
- Contemporary style ideal for indoor and covered outdoor applications
- Metal body and canopy with 3 ABS blades
- Fully reversible for summer and winter mode from remote control
- Tricolour LED light models available
- Supplied with 5 speed remote control and timer with up to 8 hour timer control mode

DIMENSIONS

FAN ONLY



FAN LED LIGHT



SPECIFICATIONS

	Fan Only			Fan LED Light		
Ordering Code	MNF143WWR	MNF143MMR	MNF143OWR	MNF1433WWR	MNF1433MMR	MNF1433OWR
Colour	White	Matt Black	Old Bronze/Walnut	White	Matt Black	Old Bronze/Walnut
Size	1420mm (56")			1420mm (56")		
Air Movement m³/hr	13,000m ³ /hr			13,000m ³ /hr		
Motor	DC			DC		
Power Wattage	35W			35W		
Voltage	220-240V 50Hz			220-240V 50Hz		
Number of Blades	3			3		
Blade Pitch	20°			20°		
Hangsure Canopy	Maximum 10°			Maximum 10°		
Lighting Wattage / Type	-			15W LED		
Colour Temperature	-			3000K / 4000K / 5000K		
Lumens Output	-			1700lm / 1750lm / 1780lm		
Rated Lifetime	-			35,000 hours @ Ta25°C		
Dimmable	-			3 step dimming		
Wall Control / Remote Control	5 speed remote control and timer			5 speed remote control and timer		

COLOUR AND VARIANTS

FAN ONLY



MNF143WWR
White



MNF143MMR
Matt Black



MNF143OWR
Old Bronze/Walnut

SUPPLIED WITH



5 speed remote control and timer

FAN LED LIGHT



MNF1433WWR
White



MNF1433MMR
Matt Black



MNF1433OWR
Old Bronze/Walnut

SUPPLIED WITH



5 speed remote control and timer

ACCESSORIES



MDRD36WST / MDRD72WST
900mm / 1800mm Downrod
White Satin



MDRD36MT / MDRD72MT
900mm / 1800mm Downrod
Matt Black



MDRD36OT / MDRD72OT
900mm / 1800mm Downrod
Old Bronze





MALIBU

Slim by Design
1320mm (52") DC Ceiling Fan

MALIBU



6
YEAR
Warranty



DC
MOTOR



Summer/Winter
Reverse
Function



Indoor Cover
Outdoor Use



Tricolour

APPLICATIONS

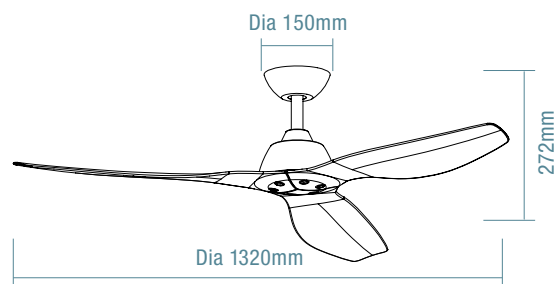
- Study / Small Bedroom
- Office / Medium Bedroom / Small Living Room
- Large Bedroom / Large Living Room / Home Theatre

FEATURES

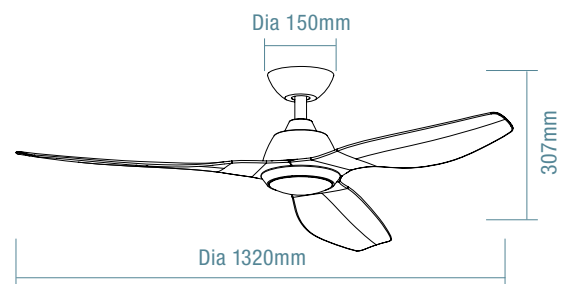
- 1320mm (52") DC ceiling fan
- Brushless quiet and efficient 35W DC motor
- Slimline designed ideal for indoor and covered outdoor applications
- Metal body and canopy with 3 ABS blades
- Fully reversible for summer and winter mode from remote control
- Tricolour LED light models available
- Supplied with 5 speed remote control and timer with up to 8 hour timer control mode

DIMENSIONS

FAN ONLY



FAN LED LIGHT



SPECIFICATIONS

Ordering Code	Fan Only			Fan LED Light		
	MMF133WWR	MMF133MMR	MMF133OWR	MMF1333WWR	MMF1333MMR	MMF1333OWR
Colour	White	Matt Black	Old Bronze/Walnut	White	Matt Black	Old Bronze/Walnut
Size	1320mm (52")			1320mm (52")		
Air Movement m ³ /hr	10,200m ³ /hr			10,200m ³ /hr		
Motor	DC			DC		
Power Wattage	32W			32W		
Voltage	220-240V 50Hz			220-240V 50Hz		
Number of Blades	3			3		
Blade Pitch	20°			20°		
Hangsure Canopy	Maximum 15°			Maximum 15°		
Lighting Wattage / Type	-			15W LED		
Colour Temperature	-			3000K / 4000K / 5000K		
Lumens Output	-			1450lm / 1600lm / 1650lm		
Rated Lifetime	-			35,000 hours @ Ta25°C		
Dimmable	-			3 step dimming		
Wall Control / Remote Control	5 speed remote control and timer			5 speed remote control and timer		

COLOUR AND VARIANTS

FAN ONLY



MMF133WWR
White



MMF133MMR
Matt Black



MMF133OWR
Old Bronze/Walnut

SUPPLIED WITH



5 speed remote control and timer

FAN LED LIGHT



MMF1333WWR
White



MMF1333MMR
Matt Black



MMF1333OWR
Old Bronze/Walnut

SUPPLIED WITH



5 speed remote control and timer

ACCESSORIES



MDRD36WST / MDRD72WST
900mm / 1800mm Downrod
White Satin



MDRD36MT / MDRD72MT
900mm / 1800mm Downrod
Matt Black



MDRD36OT / MDRD72OT
900mm / 1800mm Downrod
Old Bronze

WAVE



Warranty



DC Motor



Summer/Winter
Reverse
Function



Indoor Cover
Outdoor Use



Tricolour

APPLICATIONS

- Study / Small Bedroom
- Office / Medium Bedroom / Small Living Room
- Large Bedroom / Large Living Room / Home Theatre
- Rumpus Room / Large Living Room

FEATURES

- Available in 1320mm (52") and 1520mm (60")
- Brushless quiet and efficient 35W DC motor
- Robust industrial designed ideal for indoor and covered outdoor applications
- Metal body and canopy with 3 ABS blades
- Fully reversible for summer and winter mode from remote control
- Tricolour LED light models available
- Supplied with 5 speed remote control and timer with up to 8 hour timer control mode

SPECIFICATIONS

	Fan Only				Fan LED Light			
Ordering Code	MWF133MMR	MWF133WSR	MWF163MMR	MWF163WSR	MWF1333MMR	MWF1333WSR	MWF1633MMR	MWF1633WSR
Colour	Matt Black	White Satin	Matt Black	White Satin	Matt Black	White Satin	Matt Black	White Satin
Size	1320mm (52")		1520mm (60")		1320mm (52")		1520mm (60")	
Air Movement m ³ /hr	12,500m ³ /hr		13,500m ³ /hr		12,500m ³ /hr		13,500m ³ /hr	
Motor	DC				DC			
Power Wattage	35W				35W			
Voltage	220-240 50Hz				220-240 50Hz			
Number of Blades	3				3			
Blade Pitch	13°				13°			
Hangsure Canopy	Maximum 15°				Maximum 15°			
Lighting Wattage / Type	-				18W LED			
Colour Temperature	-				3000K / 4000K / 5000K			
Lumens Output	-				1850lm / 2100lm / 2000lm			
Rated Lifetime	-				35,000 hours @ Ta25°C			
Dimmable	-				3 step dimming			
Wall Control/Remote Control	5 speed remote control and timer				5 speed remote control and timer			

COLOUR AND VARIANTS

FAN ONLY



MWF133WSR / MWF163WSR
1320mm / 1520mm
White Satin



MWF133MMR / MWF163MMR
1320mm / 1520mm
Matt Black

SUPPLIED WITH



5 speed remote control and timer

FAN LED LIGHT



MWF1333WSR / MWF1633WSR
1320mm / 1520mm
White Satin



MWF1333MMR / MWF1633MMR
1320mm / 1520mm
Matt Black

SUPPLIED WITH



5 speed remote control and timer

ACCESSORIES



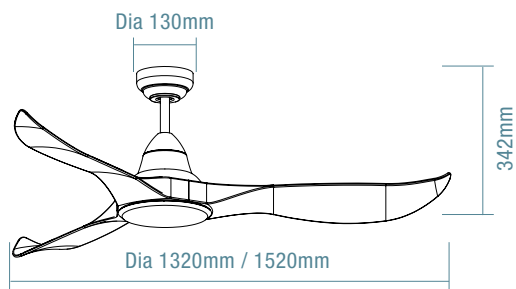
MDRD36WS / MDRD72WS
900mm / 1800mm Downrod
White Satin



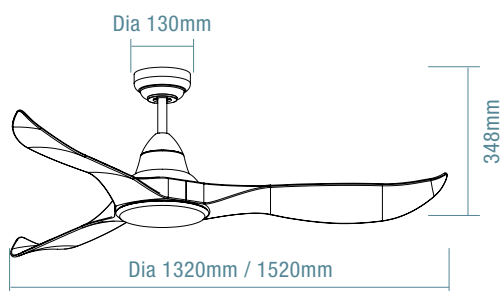
MDRD36M / MDRD72M
900mm / 1800mm Downrod
Matt Black

DIMENSIONS

FAN ONLY



FAN LED LIGHT







SCORPION

Robust Designed
1320mm (52") DC Ceiling Fan

SCORPION



6
YEAR
Warranty



DC
MOTOR



Summer/Winter
Reverse
Function



Indoor Cover
Outdoor Use



3000k 4000k
5000k
Tricolour

APPLICATIONS

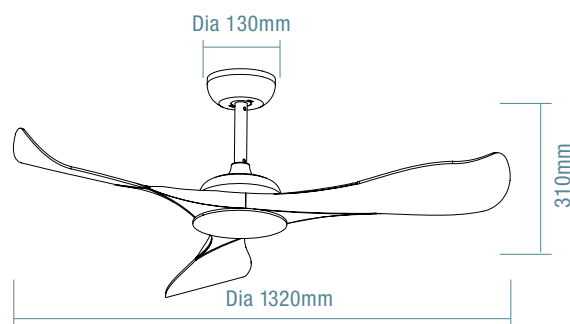
- Study / Small Bedroom
- Office / Medium Bedroom / Small Living Room
- Large Bedroom / Large Living Room / Home Theatre

FEATURES

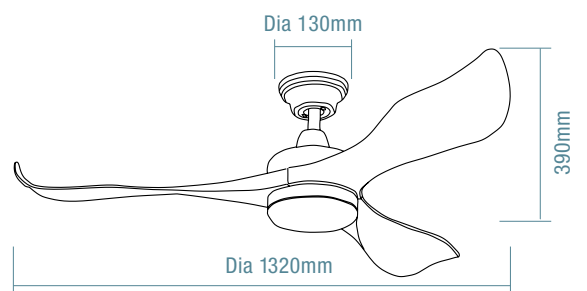
- 1320mm (52") DC ceiling fan
- Brushless quiet and efficient 35W DC motor
- Robust industrial designed ideal for indoor and covered outdoor applications
- Metal body and canopy with 3 ABS blades
- Fully reversible for summer and winter mode from remote control
- Tricolour LED light models available
- Supplied with 5 speed remote control and timer with up to 8 hour timer control mode

DIMENSIONS

FAN ONLY



FAN LED LIGHT



SPECIFICATIONS

	Fan Only			Fan LED Light		
Ordering Code	MSF133WR	MSF133MR	MSF133BR	MSF1333WR	MSF1333MR	MSF1333BR
Colour	White Satin	Matt Black	Brushed Nickel	White Satin	Matt Black	Brushed Nickel
Size	1320mm (52")			1320mm (52")		
Air Movement m³/hr	12,000m ³ /hr			12,000m ³ /hr		
Motor	DC			DC		
Power Wattage	38W			38W		
Voltage	220-240V 50Hz			220-240V 50Hz		
Number of Blades	3			3		
Blade Pitch	13°			13°		
Hangsure Canopy	Maximum 15°			Maximum 15°		
Lighting Wattage / Type	-			24W LED		
Colour Temperature	-			3000K / 4000K / 5000K		
Lumens Output	-			2250lm / 2650lm / 2550lm		
Rated Lifetime	-			35,000 hours @ Ta25°C		
Dimmable	-			3 step dimming		
Wall Control / Remote Control	5 speed remote control and timer			5 speed remote control and timer		

COLOUR AND VARIANTS

FAN ONLY



MSF133WR
White Satin



MSF133MR
Matt Black



MSF133BR
Brushed Nickel

SUPPLIED WITH



5 speed remote control
and timer

FAN LED LIGHT



MSF1333WR
White Satin



MSF1333MR
Matt Black



MSF1333BR
Brushed Nickel

SUPPLIED WITH



5 speed remote control
and timer

ACCESSORIES



MDRD36WS / MDRD72WS
900mm / 1800mm Downrod
White Satin



MDRD36M / MDRD72M
900mm / 1800mm Downrod
Matt Black



MDRD36N / MDRD72N
900mm / 1800mm Downrod
Brushed Nickel





ALBATROSS

Large Fan Leader
1800mm (72") and 2100mm (84")
DC Ceiling Fan

ALBATROSS



Warranty



DC Motor



Summer/Winter
Reverse
Function



Indoor Cover
Outdoor Use



Tricolour

APPLICATIONS

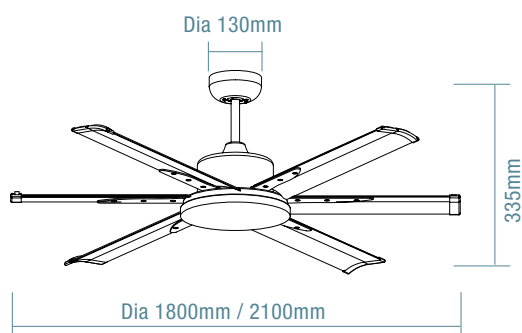
- Office / Medium Bedroom / Small Living Room
- Large Bedroom / Large Living Room / Home Theatre
- Rumpus Room / Large Living Room

FEATURES

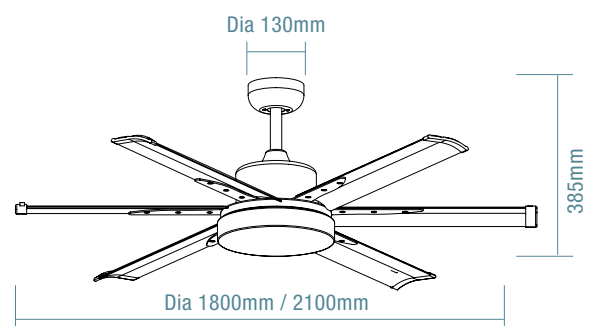
- Available in 1800mm (72") and 2100mm (84")
- Brushless quiet and efficient 35W DC motor
- Robust designed ideal for indoor, large area and covered outdoor applications
- Metal body and canopy with 6 aluminium blades
- Fully reversible for summer and winter mode from remote control
- Tricolour LED light models available
- Supplied with 5 speed remote control and timer with up to 8 hour timer control mode

DIMENSIONS

FAN ONLY



FAN LED LIGHT



SPECIFICATIONS

	Motor Only			Motor LED Light		
Ordering Code	MAFMWR	MAFMMR	MAFMBR	MAFML3WR	MAFML3MR	MAFML3BR
Colour	White	Matt Black	Brushed Nickel	White	Matt Black	Brushed Nickel
Motor	DC			DC		
Power Wattage	35W			35W		
Voltage	220-240V 50Hz			220-240V 50Hz		
Number of Blades	6			6		
Blade Pitch	17°			17°		
Hangsure Canopy	Maximum 15°			Maximum 15°		
Lighting Wattage / Type	-			24W LED		
Colour Temperature	-			3000K / 4000K / 5000K		
Lumens Output	-			2180lm / 2560lm / 2470lm		
Rated Lifetime	-			35,000 hours @ Ta25°C		
Dimmable	-			3 step dimming		
Wall Control / Remote Control	5 speed remote control and timer			5 speed remote control and timer		
	Blade Pack			Blade Pack		
Ordering Code	MAF180W	MAF180M	MAF180B	MAF210W	MAF210M	MAF210B
Colour	White	Matt Black	Brushed Nickel	White	Matt Black	Brushed Nickel
Size	1800mm (72")			2100mm (84")		
Air Movement m³/hr	15,600m³/hr			16,800m³/hr		

NB: Motor and blades are sold separately. Choose your blade sizes from above table to order a complete unit.

COLOUR AND VARIANTS

FAN ONLY



**MAFMWR / MAF180W
/ MAF210W**
White



**MAFMMR / MAF180M
/ MAF210M**
Matt Black



**MAFMBR / MAF180B
/ MAF210B**
Brushed Nickel

SUPPLIED WITH



5 speed remote control
and timer

FAN LED LIGHT



**MAFML3WR / MAF180W
/ MAF210W**
White



**MAFML3MR / MAF180M
/ MAF210M**
Matt Black



**MAFML3BR / MAF180B
/ MAF210B**
Brushed Nickel

SUPPLIED WITH



5 speed remote control
and timer

ACCESSORIES



MDRD36W / MDRD72W
900mm / 1800mm Downrod
White



MDRD36M / MDRD72M
900mm / 1800mm Downrod
Matt Black



MDRD36N / MDRD72N
900mm / 1800mm Downrod
Brushed Nickel

ALBATROSS MINI



Warranty



DC Motor



Summer/Winter
Reverse
Function



Indoor Cover
Outdoor Use

APPLICATIONS

- Office / Medium Bedroom / Small Living Room
- Large Bedroom / Large Living Room / Home Theatre
- Rumpus Room / Large Living Room

FEATURES

- 1650mm (65") DC ceiling fan
- Brushless quiet and efficient 35W DC motor
- Robust designed ideal for indoor and covered outdoor applications
- Metal body and canopy with 8 aluminium blades
- Fully reversible for summer and winter mode from remote control
- Supplied with 5 speed remote control and timer with up to 8 hour timer control mode

SPECIFICATIONS

	Fan Only		
Ordering Code	MAF168WR	MAF168MR	MAF168BR
Colour	White	Matt Black	Brushed Nickel
Size	1650mm (65")		
Air Movement m³/hr	14,400m ³ /hr		
Motor	DC		
Power Wattage	35W		
Voltage	220-240 50Hz		
Number of Blades	8		
Blade Pitch	17°		
Hangsure Canopy	Maximum 15°		
Wall Control/Remote Control	5 speed remote control and timer		

COLOUR AND VARIANTS

FAN ONLY



MAF168WR
White



MAF168MR
Matt Black



MAF168BR
Brushed Nickel

SUPPLIED WITH



5 speed remote control
and timer

ACCESSORIES



MDRD36W / MDRD72W
900mm / 1800mm Downrod
White



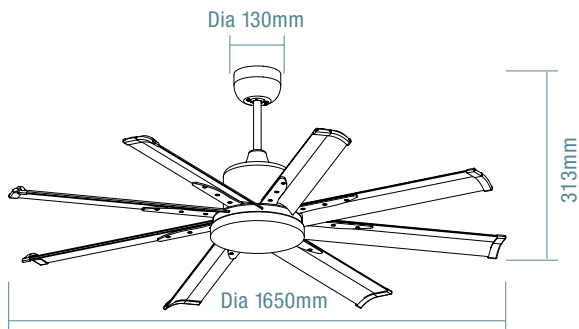
MDRD36M / MDRD72M
900mm / 1800mm Downrod
Matt Black



MDRD36N / MDRD72N
900mm / 1800mm Downrod
Brushed Nickel

DIMENSIONS

FAN ONLY



LINK



Warranty



DC Motor



Summer/Winter
Reverse
Function



Indoor Cover
Outdoor Use



Tricolour

APPLICATIONS

- Study / Small Bedroom
- Office / Medium Bedroom / Small Living Room

FEATURES

- 1220mm (48") DC ceiling fan
- Brushless quiet and efficient 30W DC motor
- Robust industrial designed ideal for indoor and covered outdoor applications
- Metal body and canopy with 4 plywood blades
- Fully reversible for summer and winter mode from remote control
- Tricolour LED light models available
- Supplied with 5 speed remote control and timer with up to 8 hour timer control mode

SPECIFICATIONS

	Fan Only		Fan LED Light	
Ordering Code	FSLDC124WR	FSLDC124MR	FSLDC1243WR	FSLDC1243MR
Colour	White	Matt Black	White	Matt Black
Size	1220mm (48")		1220mm (48")	
Air Movement m ³ /hr	9,800m ³ /hr		9,800m ³ /hr	
Motor	DC		DC	
Power Wattage	30W		30W	
Voltage	220-240 50Hz		220-240 50Hz	
Number of Blades	4		4	
Blade Pitch	11°		11°	
Hangsure Canopy	Maximum 15°		Maximum 15°	
Lighting Wattage / Type	-		15W LED	
Colour Temperature	-		3000K / 4000K / 5000K	
Lumens Output	-		1450lm / 1650lm / 1600lm	
Rated Lifetime	-		35,000 hours @ Ta25°C	
Dimmable	-		3 step dimming	
Wall Control/Remote Control	5 speed remote control and timer		5 speed remote control and timer	

COLOUR AND VARIANTS

FAN ONLY



FSLDC124WR
White



FSLDC124MR
Matt Black

SUPPLIED WITH



5 speed remote control
and timer

FAN LED LIGHT



FSLDC1243WR
White



FSLDC1243MR
Matt Black

SUPPLIED WITH



5 speed remote control
and timer

ACCESSORIES



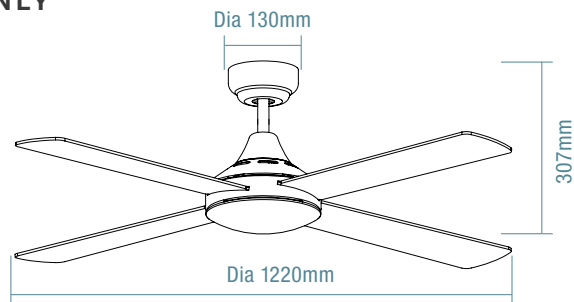
MDRD36W / MDRD72W
900mm / 1800mm Downrod
White




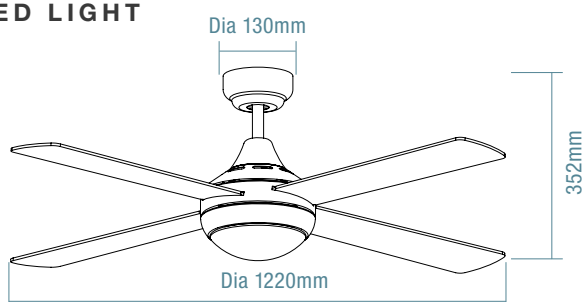
MDRD36M / MDRD72M
900mm / 1800mm Downrod
Matt Black

DIMENSIONS

FAN ONLY



FAN LED LIGHT



LIFESTYLE



Warranty



DC Motor



Summer/Winter
Reverse
Function



Indoor Cover
Outdoor Use



Tricolour

APPLICATIONS

- Study / Small Bedroom
- Office / Medium Bedroom / Small Living Room
- Large Bedroom / Large Living Room / Home Theatre

FEATURES

- 1320mm (52") DC ceiling fan
- Brushless quiet and efficient 35W DC motor
- Robust designed ideal for indoor and covered outdoor applications
- Aluminium body and canopy with 4 plywood blades
- Fully reversible for summer and winter mode from remote control
- Tricolour LED light models available
- Supplied with 5 speed remote control and timer with up to 8 hour timer control mode

SPECIFICATIONS

	Fan Only		Fan LED Light	
Ordering Code	DLDC134WR	DLDC134BR	DLDC1343WR	DLDC1343BR
Colour	White	Brushed Aluminium	White	Brushed Aluminium
Size	1320mm (52")		1320mm (52")	
Air Movement m ³ /hr	10,200m ³ /hr		10,200m ³ /hr	
Motor	DC		DC	
Power Wattage	35W		35W	
Voltage	220-240 50Hz		220-240 50Hz	
Number of Blades	4		4	
Blade Pitch	12.5°		12.5°	
Hangsure Canopy	Maximum 15°		Maximum 15°	
Lighting Wattage / Type	-		24W LED	
Colour Temperature	-		3000K / 4000K / 5000K	
Lumens Output	-		2180lm / 2560lm / 2470lm	
Rated Lifetime	-		35,000 hours @ Ta25°C	
Dimmable	-		3 step dimming	
Wall Control/Remote Control	5 speed remote control and timer		5 speed remote control and timer	

COLOUR AND VARIANTS

FAN ONLY



DLDC134WR
White



DLDC134BR
Brushed Aluminium

SUPPLIED WITH



5 speed remote control and timer

FAN LED LIGHT



DLDC1343WR
White



DLDC1343BR
Brushed Aluminium

SUPPLIED WITH



5 speed remote control and timer

ACCESSORIES



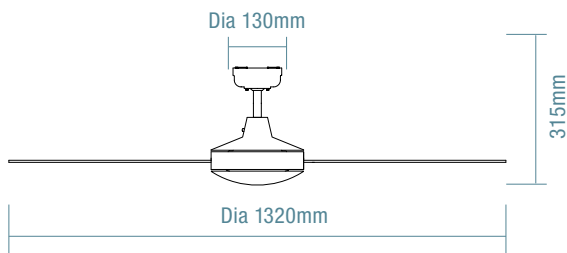
MDRD36W / MDRD72W
900mm / 1800mm Downrod
White



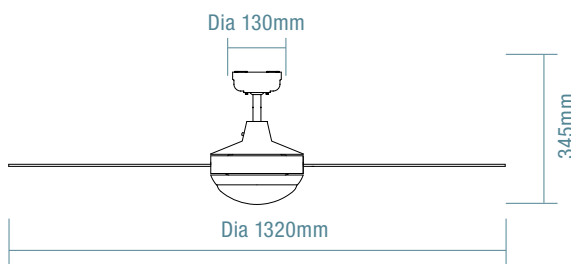
MDRD36B / MDRD72B
900mm / 1800mm Downrod
Brushed Aluminium

DIMENSIONS

FAN ONLY



FAN LED LIGHT





AC CEILING FANS

ADVANTAGES OF AC MOTOR CEILING FANS

Remote Control

AC motors ceiling fans gives you more remote control options from using remote control kit, wall controller or a simple switch.

Low Cost

AC ceiling fans are cost efficient and use less electricity when compared with most household appliances – in particular air conditioners – as a standard AC powered ceiling fan will use less than 100W on the highest speed with the majority of models using less.

More Choices

AC motors ceiling fans have been on the market for a while now. There are plenty of different options and styles for you to choose from and to suit all budgets.

Elite	48
Governor	52
Triumph	54
Flush	56
Discovery II	58
Liberty IP55	62
Link	64
Lifestyle.....	68
Lifestyle Mini	72
Razor.....	74
Oasis / Hamilton.....	76
Precision	78





ELITE

Slimline Designed
1220mm (48") AC Ceiling Fan

ELITE



6
YEAR
Warranty



AC
MOTOR



Summer/Winter
Reverse
Function



Indoor Cover
Outdoor Use



Tricolour

APPLICATIONS

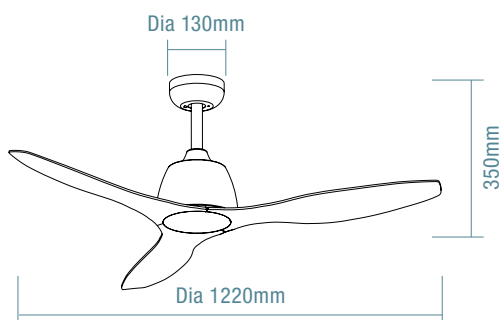
- Study / Small Bedroom
- Office / Medium Bedroom / Small Living Room

FEATURES

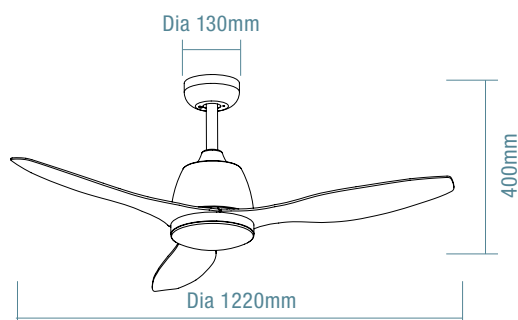
- 1220mm (48") DC ceiling fan
- Powerful and efficient 50W AC motor
- Slimline designed ideal for indoor and covered outdoor applications
- Metal body and canopy with 3 ABS blades
- Fully reversible for summer and winter mode
- Choice of six colour finishes available both with and without light
- Tricolour LED light models available
- Compatible with Martec® ceiling fan remote control MPREMS, MPLCDS and MPAPP (sold separately)

DIMENSIONS

FAN ONLY



FAN LED LIGHT



SPECIFICATIONS

	Fan Only					Fan LED Light				
Ordering Code	MEF133WW	MEF133MM	MEF133WO	MEF133MB	MEF133OM	MEF1333WW	MEF1333MM	MEF1333WO	MEF1333MB	MEF1333OM
Colour	Matt White	Matt Black	Matt White/Oak	Matt Black/Bamboo	Old Bronze/Merbau	Matt White	Matt Black	Matt White/Oak	Matt Black/Bamboo	Old Bronze/Merbau
Size	1220mm (48")					1220mm (48")				
Air Movement m ³ /hr	9,900m ³ /hr					9,900m ³ /hr				
Motor	AC					AC				
Power Wattage	50W					50W				
Voltage	220-240V 50Hz					220-240V 50Hz				
Number of Blades	3					3				
Blade Pitch	11.5°					11.5°				
Hangsure Canopy	Maximum 15°					Maximum 15°				
Lighting Wattage / Type	-					24W LED				
Colour Temperature	-					3000K / 4000K / 5000K				
Lumens Output	-					2270lm / 2650lm / 1550lm				
Rated Lifetime	-					35,000 hours @ Ta25°C				
Dimmable	-					3 step dimming				
Wall Control / Remote Control	3 speed wall controller					3 speed wall controller				

COLOUR AND VARIANTS

FAN ONLY



MEF133WW
Matt White



MEF133MM
Matt Black



MEF133WO
Matt White/Oak



MEF133MB
Matt Black/Bamboo



MEF133OM
Old Bronze/Merbau

FAN LED LIGHT



MEF1333WW
Matt White



MEF1333MM
Matt Black



MEF1333WO
Matt White/Oak



MEF1333MB
Matt Black/Bamboo



MEF1333OM
Old Bronze/Merbau

ACCESSORIES



MDRA36W / MDRA72W
900mm / 1800mm Downrod
White



MPREMS
Premier Remote
Control Kit



MDRA36M / MDRA72M
900mm / 1800mm Downrod
Matt Black



MPAPP
Prince Smart Remote
Control Kit



MDRA36M / MDRA72M
900mm / 1800mm Downrod
Old Bronze



MPLCDS
Premium Remote
Control Kit

GOVERNOR



Warranty



AC Motor



Summer/Winter
Reverse
Function



Indoor Cover
Outdoor Use



Tricolour

APPLICATIONS

- Office / Medium Bedroom / Small Living Room
- Large Bedroom / Large Living Room / Home Theatre
- Rumpus Room / Large Living Room

FEATURES

- 1520mm (60") AC ceiling fan
- Powerful and efficient 70W AC motor
- Industrial look, slimline designed ideal for indoor and covered outdoor applications
- Metal body and canopy with 3 ABS blades
- Fully reversible for summer and winter mode
- Tricolour LED light models available
- Compatible with Martec® ceiling fan remote control MPREMS, MPLCDS and MPAPP (sold separately)

SPECIFICATIONS

	Fan Only	Fan LED Light
Ordering Code	MGF1530T	MGF15330T
Colour	Old Bronze/Teak	Old Bronze/Teak
Size	1520mm (60")	1520mm (60")
Air Movement m³/hr	11,400m ³ /hr	11,400m ³ /hr
Motor	AC	AC
Power Wattage	70W	70W
Voltage	220-240 50Hz	220-240 50Hz
Number of Blades	3	3
Blade Pitch	13°	13°
Hangsure Canopy	Maximum 15°	Maximum 15°
Lighting Wattage / Type	-	15W LED
Colour Temperature	-	3000K / 4000K / 5000K
Lumens Output	-	1510lm / 1760lm / 1720lm
Rated Lifetime	-	35,000 hours @ Ta25°C
Dimmable	-	3 step dimming
Wall Control / Remote Control	3 speed wall controller	3 speed wall controller

COLOUR AND VARIANTS

FAN ONLY



MGF1530T
Old Bronze/Teak

FAN LED LIGHT



MGF15330T
Old Bronze/Teak

ACCESSORIES



MDRA360 / MDRA720
900mm / 1800mm Downrod
Old Bronze



MPREMS
Premier Remote
Control Kit



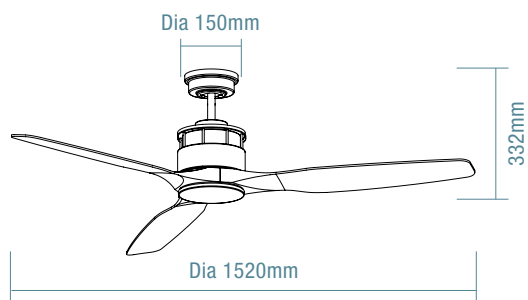
MPAPP
Prince Smart Remote
Control Kit



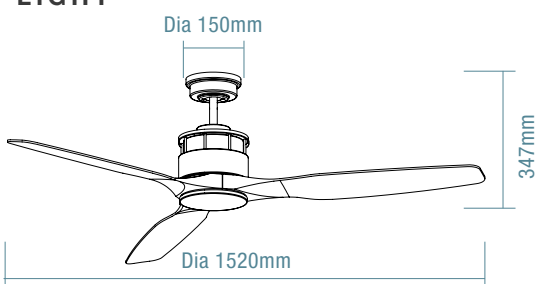
MPLCDS
Premium Remote
Control Kit

DIMENSIONS

FAN ONLY



FAN LED LIGHT



TRIUMPH



Warranty



AC Motor



Summer/Winter
Reverse
Function



Indoor Cover
Outdoor Use



Tricolour

APPLICATIONS

- Study / Small Bedroom
- Office / Medium Bedroom / Small Living Room
- Large Bedroom / Large Living Room / Home Theatre

FEATURES

- 1320mm (52") AC ceiling fan
- Powerful and efficient 65W AC motor
- Slimline designed ideal for indoor and covered outdoor applications
- Metal body and canopy with 3 ABS blades
- Fully reversible for summer and winter mode
- Tricolour LED light models available
- Compatible with Martec® ceiling fan remote control MPREMS, MPLCDS and MPAPP (sold separately)

SPECIFICATIONS

	Fan Only		Fan LED Light	
Ordering Code	MTF133WS	MTF133MM	MTF1333WS	MTF1333MM
Colour	White Satin	Matt Black	White Satin	Matt Black
Size	1320mm (52")		1320mm (52")	
Air Movement m ³ /hr	10,500m ³ /hr		10,500m ³ /hr	
Motor	AC		AC	
Power Wattage	65W		65W	
Voltage	220-240 50Hz		220-240 50Hz	
Number of Blades	3		3	
Blade Pitch	12°		12°	
Hangsure Canopy	Maximum 15°		Maximum 15°	
Lighting Wattage / Type	-		15W LED	
Colour Temperature	-		3000K / 4000K / 5000K	
Lumens Output	-		1600lm / 1780lm / 1660lm	
Rated Lifetime	-		35,000 hours @ Ta25°C	
Dimmable	-		3 step dimming	
Wall Control / Remote Control	3 speed wall controller		3 speed wall controller	

COLOUR AND VARIANTS

FAN ONLY



MTF133WS
White Satin



MTF133MM
Matt Black

FAN LED LIGHT



MTF1333WS
White Satin



MTF1333MM
Matt Black

ACCESSORIES



MDRA36WS / MDRA72WS
900mm / 1800mm Downrod
White Satin



MDRA36M / MDRA72M
900mm / 1800mm Downrod
Matt Black



MPREMS
Premier Remote
Control Kit



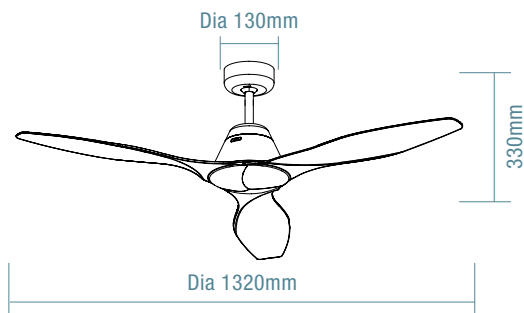
MPAPP
Prince Smart Remote
Control Kit



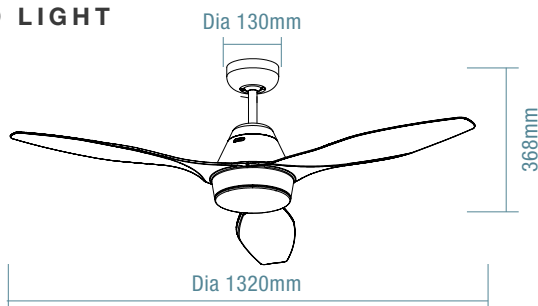
MPLCDS
Premium Remote
Control Kit

DIMENSIONS

FAN ONLY



FAN LED LIGHT



FLUSH



Warranty



AC Motor



Summer/Winter
Reverse
Function



Indoor Cover
Outdoor Use



Tricolour

APPLICATIONS

- Study / Small Bedroom
- Office / Medium Bedroom / Small Living Room

FEATURES

- 1270mm (50") AC ceiling fan
- Powerful and efficient 60W AC motor
- Slimline designed ideal for indoor and covered outdoor applications
- Metal body with 3 ABS blades
- Fully reversible for summer and winter mode
- Tricolour LED light models available
- Compatible with Martec® ceiling fan remote control MPREMS, MPLCDS and MPAPP (sold separately)

SPECIFICATIONS

	Fan Only		Fan LED Light	
Ordering Code	MFF133WS	MFF133MM	MFF1333WS	MFF1333MM
Colour	White Satin	Matt Black	White Satin	Matt Black
Size	1270mm (50")		1270mm (50")	
Air Movement m ³ /hr	10,200m ³ /hr		10,200m ³ /hr	
Motor	AC		AC	
Power Wattage	60W		60W	
Voltage	220-240 50Hz		220-240 50Hz	
Number of Blades	3		3	
Blade Pitch	17°		17°	
Hangsure Canopy	0° - Must be installed on a flat level surface		0° - Must be installed on a flat level surface	
Lighting Wattage / Type	-		15W LED	
Colour Temperature	-		3000K / 4000K / 5000K	
Lumens Output	-		1530lm / 1780lm / 1720lm	
Rated Lifetime	-		35,000 hours @ Ta25°C	
Dimmable	-		3 step dimming	
Wall Control / Remote Control	3 speed wall controller		3 speed wall controller	

COLOUR AND VARIANTS

FAN ONLY



MFF133WS
White Satin



MFF133MM
Matt Black

FAN LED LIGHT



MFF1333WS
White Satin



MFF1333MM
Matt Black

ACCESSORIES



MPREMS
Premier Remote Control Kit



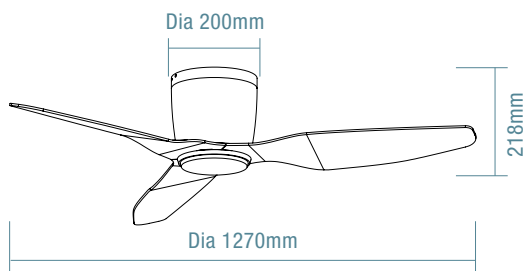
MPAPP
Prince Smart Remote Control Kit



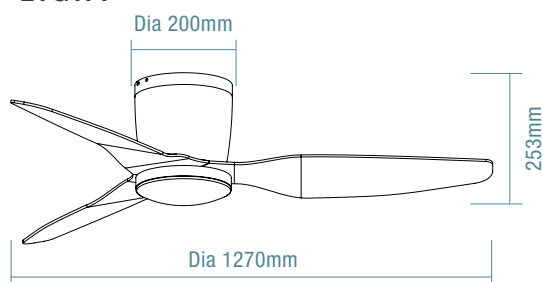
MPLCDS
Premium Remote Control Kit

DIMENSIONS

FAN ONLY



FAN LED LIGHT







DISCOVERY II

ABS Versatility
1220mm (48"),
1320mm (52") and 1420mm (56")
AC Ceiling Fan

DISCOVERY II



Warranty



AC Motor



Summer/Winter
Reverse
Function



Indoor Cover
Outdoor Use



Tropical
Rated



Tricolour

APPLICATIONS

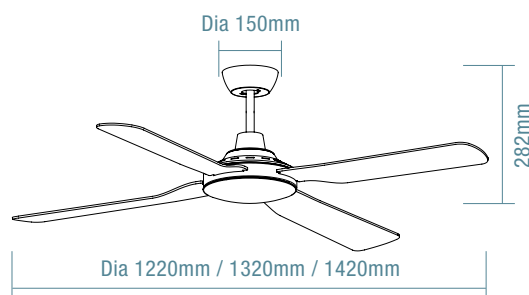
- Study / Small Bedroom
- Office / Medium Bedroom / Small Living Room
- Large Bedroom / Large Living Room / Home Theatre
- Rumpus Room / Large Living Room

FEATURES

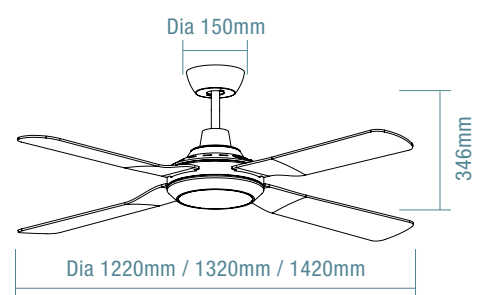
- Available in 1220mm (48"), 1320mm (52") and 1420mm (56")
- Powerful and efficient 60W AC motor
- Low profile designed ideal for indoor and covered outdoor applications
- ABS body and canopy with 4 ABS blades
- Fully reversible for summer and winter mode
- Tricolour LED light models available
- Compatible with Martec® ceiling fan remote control MPREMS, MPLCDS and MPAPP (sold separately)

DIMENSIONS

FAN ONLY



FAN LED LIGHT



SPECIFICATIONS

	Fan Only						Fan LED Light					
Ordering Code	MDF124W	MDF124M	MDF134W	MDF134M	MDF144W	MDF144M	MDF1243W	MDF1243M	MDF1343W	MDF1343M	MDF1443W	MDF1443M
Colour	White Satin	Matt Black	White Satin	Matt Black	White Satin	Matt Black	White Satin	Matt Black	White Satin	Matt Black	White Satin	Matt Black
Size	1220mm (48")		1320mm (52")		1420mm (56")		1220mm (48")		1320mm (52")		1420mm (56")	
Air Movement m³/hr	9,900m³/hr		10,200m³/hr		11,400m³/hr		9,900m³/hr		10,200m³/hr		11,400m³/hr	
Motor	AC						AC					
Power Wattage	60W						60W					
Voltage	220-240 50Hz						220-240 50Hz					
Number of Blades	4						4					
Blade Pitch	10°						10°					
Hangsure Canopy	Maximum 15°						Maximum 15°					
Lighting Wattage / Type	-						15W LED					
Colour Temperature	-						3000K / 4000K / 5000K					
Lumens Output	-						1530lm / 1780lm / 1720lm					
Rated Lifetime	-						35,000 hours @ Ta25°C					
Dimmable	-						3 step dimming					
Wall Control / Remote Control	3 speed wall controller						3 speed wall controller					

COLOUR AND VARIANTS

FAN ONLY



MDF124W/ MDF134W/ MDF144W
White Satin



MDF124M/ MDF134M/ MDF144M
Matt Black

FAN LED LIGHT



MDF1243W/ MDF1343W/ MDF1443W
White Satin



MDF1243M/ MDF1343M/ MDF1443M
Matt Black

ACCESSORIES



MDRA36WS / MDRA72WS
900mm / 1800mm Downrod
White Satin



MDRA36M / MDRA72M
900mm / 1800mm Downrod
Matt Black



MPREMS
Premier Remote
Control Kit



MPAPP
Prince Smart Remote
Control Kit



MPLCDS
Premium Remote
Control Kit

LIBERTY IP55



Warranty



AC Motor



Summer/Winter
Reverse
Function



Indoor Cover
Outdoor Use



Tropical
Rated



Ingress
Protection

APPLICATIONS

- Study / Small Bedroom
- Office / Medium Bedroom / Small Living Room
- Large Bedroom / Large Living Room / Home Theatre
- Alfresco / Outdoor Entertainment Room

FEATURES

- 1420mm (56") AC ceiling fan
- Powerful and efficient 65W AC motor
- Low profile designed ideal for indoor and covered outdoor applications
- ABS body and canopy with 4 ABS blades
- Fully reversible for summer and winter mode
- Compatible with Martec® ceiling fan remote control MPREMS, MPLCDS and MPAPP (sold separately)

SPECIFICATIONS

	Fan Only	
Ordering Code	MLF144WIP	MLF144MIP
Colour	White	Matt Black
Size	1420mm (56")	
Air Movement m³/hr	10,400m ³ /hr	
Motor	AC	
Power Wattage	65W	
Voltage	220-240 50Hz	
Number of Blades	4	
Blade Pitch	10°	
Hangsure Canopy	Maximum 15°	
Wall Control / Remote Control	3 speed wall controller	

COLOUR AND VARIANTS

FAN ONLY



MLF144WIP
White



MLF144MIP
Matt Black

ACCESSORIES



MDRA36W / MDRA72W
900mm / 1800mm Downrod
White



MDRA36M / MDRA72M
900mm / 1800mm Downrod
Matt Black



MPREMS
Premier Remote
Control Kit



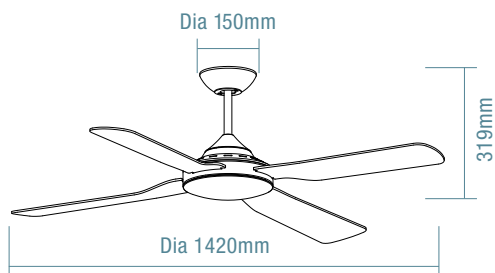
MPAPP
Prince Smart Remote
Control Kit



MPLCDS
Premium Remote
Control Kit

DIMENSIONS

FAN ONLY







LINK

Best Value. Whisper Quiet
1220mm (48") AC Ceiling Fan

LINK



Warranty



AC Motor



Summer/Winter
Reverse
Function



Indoor Cover
Outdoor Use



Tricolour



E27

APPLICATIONS

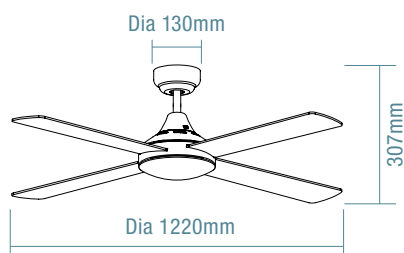
- Study / Small Bedroom
- Office / Medium Bedroom / Small Living Room

FEATURES

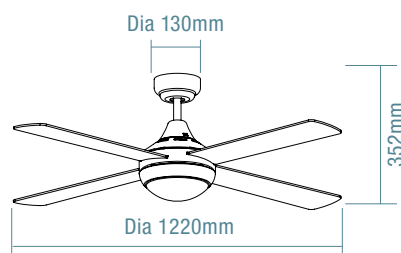
- 1220mm (48") AC ceiling fan
- Powerful and efficient 55W AC motor
- Low profile designed ideal for indoor and covered outdoor applications
- Metal body and canopy with 4 plywood blades
- Fully reversible for summer and winter mode
- Tricolour LED & E27 light models available
- Compatible with Martec® ceiling fan remote control MPREMS, MPLCDS and MPAPP (sold separately)

DIMENSIONS

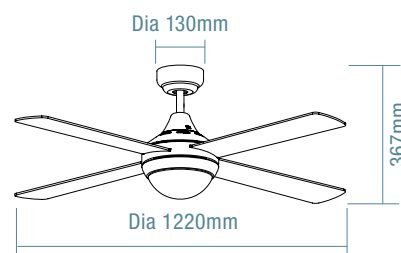
FAN ONLY



FAN LED LIGHT



FAN E27* LIGHT



SPECIFICATIONS

	Fan Only		Fan LED Light			Fan E27* Light		
Ordering Code	FSL124W	FSL124M	FSL1243W	FSL1243M	FSL1243WR**	FSL1244W*	FSL1244M*	FSL1244WR**
Colour	White	Matt Black	White	Matt Black	White	White	Matt Black	White
Size	1220mm (48")		1220mm (48")			1220mm (48")		
Air Movement m³/hr	7,600m³/hr		7,600m³/hr			7,600m³/hr		
Motor	AC		AC			AC		
Power Wattage	55W		55W			55W		
Voltage	220-240V 50Hz		220-240V 50Hz			220-240V 50Hz		
Number of Blades	4		4			4		
Blade Pitch	11°		11°			11°		
Hangsure Canopy			Maximum 15°					
Lighting Wattage / Type	-		15W LED			-		
Colour Temperature	-		3000K / 4000K / 5000K			-		
Lumens Output	-		1450lm / 1650lm / 1600lm			-		
Rated Lifetime	-		35,000 hours @ Ta25°C			-		
Dimmable	-		3 step dimming			-		
Wall Control / Remote Control	3 speed wall controller		3 speed wall controller			3 speed wall controller		

*Supplied with 2xE27 lamp holders (globes not included)

**Supplied with remote control

COLOUR AND VARIANTS

FAN ONLY



FSL124W
White



FSL124M
Matt Black

FAN LED LIGHT



FSL1243W / FSL1243WR**
White



FSL1243M
Matt Black

FAN E27* LIGHT



FSL1244W* / FSL1244WR**
White



FSL1244M*
Matt Black

ACCESSORIES



MDRA36W / MDRA72W
900mm / 1800mm Downrod
White



MDRA36M / MDRA72M
900mm / 1800mm Downrod
Matt Black



MPREMS
Premier Remote
Control Kit



MPAPP
Prince Smart Remote
Control Kit



MPLCDS
Premium Remote
Control Kit





LIFESTYLE

Elegant and Functional
1320mm (52") AC Ceiling Fan

LIFESTYLE



Warranty



AC Motor



Summer/Winter
Reverse
Function



Indoor Cover
Outdoor Use



Tricolour



E27

APPLICATIONS

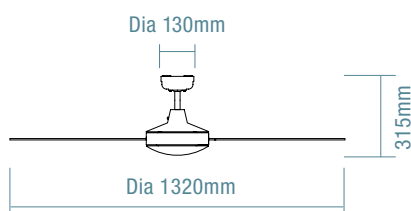
- Study / Small Bedroom
- Office / Medium Bedroom / Small Living Room
- Large Bedroom / Large Living Room / Home Theatre

FEATURES

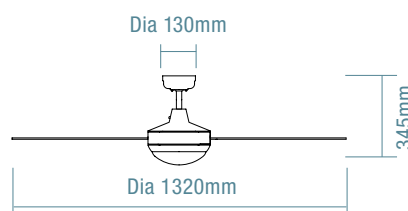
- 1320mm (52") DC ceiling fan
- Powerful and efficient 60W AC motor
- Low profile designed ideal for indoor and covered outdoor applications
- Aluminium body and canopy with 4 plywood blades
- Fully reversible for summer and winter mode
- Tricolour LED & E27 light models available
- Compatible with Martec® ceiling fan remote control MPREMS, MPLCDS and MPAPP (sold separately)

DIMENSIONS

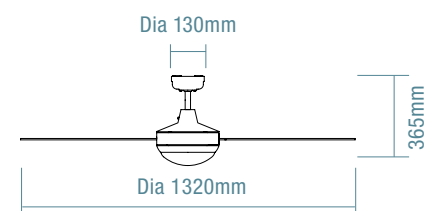
FAN ONLY



FAN LED LIGHT



FAN E27* LIGHT



SPECIFICATIONS

	Fan Only			Fan LED Light			Fan E27* Light		
Ordering Code	DLS134W	DLS134M	DLS134B	DLS1343W	DLS1343M	DLS1343B	DLS1344W*	DLS1344M*	DLS1344B*
Colour	White	Matt Black	Brushed Aluminium	White	Matt Black	Brushed Aluminium	White	Matt Black	Brushed Aluminium
Size	1320mm (52")			1320mm (52")			1320mm (52")		
Air Movement m ³ /hr	9,600m ³ /hr			9,600m ³ /hr			9,600m ³ /hr		
Motor	AC			AC			AC		
Power Wattage	60W			60W			60W		
Voltage	220-240V 50Hz			220-240V 50Hz			220-240V 50Hz		
Number of Blades	4			4			4		
Blade Pitch	12.5°			12.5°			12.5°		
Hangsure Canopy				Maximum 15°					
Lighting Wattage / Type	-			24W LED			-		
Colour Temperature	-			3000K / 4000K / 5000K			-		
Lumens Output	-			2180lm / 2560lm / 2470lm			-		
Rated Lifetime	-			35,000 hours @ Ta25°C			-		
Dimmable	-			3 step dimming			-		
Wall Control / Remote Control	3 speed wall controller			3 speed wall controller			3 speed wall controller		

*Supplied with 2xE27 lamp holders (globes not included)

COLOUR AND VARIANTS

FAN ONLY



DLS134W
White



DLS134M
Matt Black



DLS134B
Brushed Aluminium

FAN LED LIGHT



DLS1343W
White



DLS1343M
Matt Black



DLS1343B
Brushed Aluminium

FAN E27* LIGHT



DLS1344W*
White



DLS1344M*
Matt Black



DLS1344B*
Brushed Aluminium

ACCESSORIES



MDRA36W / MDRA72W
900mm / 1800mm Downrod
White



MDRA36M / MDRA72M
900mm / 1800mm Downrod
Matt Black



MDRA36B / MDRA72B
900mm / 1800mm Downrod
Brushed Aluminium



MPREMS
Premier Remote
Control Kit



MPAPP
Prince Smart Remote
Control Kit



MPLCDS
Premium Remote
Control Kit

LIFESTYLE MINI



Warranty



AC Motor



Summer/Winter
Reverse
Function



Indoor Cover
Outdoor Use



Tricolour



E27

APPLICATIONS

- Study / Small Bedroom

FEATURES

- 1067mm (42") AC ceiling fan
- Powerful and efficient 60W AC motor
- Low profile designed ideal for indoor and covered outdoor applications
- Aluminium body and canopy with 4 plywood blades
- Fully reversible for summer and winter mode
- Tricolour LED & E27 light models available
- Compatible with Martec® ceiling fan remote control MPREMS, MPLCDS and MPAPP (sold separately)

SPECIFICATIONS

	Fan Only	Fan LED Light	Fan E27* Light
Ordering Code	DLS104W	DLS1043W	DLS1044W*
Colour	White	White	White
Size	1067mm (42")	1067mm (42")	1067mm (42")
Air Movement m³/hr	8,100m ³ /hr	8,100m ³ /hr	8,100m ³ /hr
Motor	AC	AC	AC
Power Wattage	60W	60W	60W
Voltage	220-240 50Hz	220-240 50Hz	220-240 50Hz
Number of Blades	4	4	4
Blade Pitch	12.5°	12.5°	12.5°
Hangsure Canopy	Maximum 15°	Maximum 15°	Maximum 15°
Lighting Wattage / Type	-	24W LED	-
Colour Temperature	-	3000K / 4000K / 5000K	-
Lumens Output	-	2180lm / 2560lm / 2470lm	-
Rated Lifetime	-	35,000 hours @ Ta25°C	-
Dimmable	-	3 step dimming	-
Wall Control / Remote Control	-	3 speed wall controller	-

*Supplied with 2xE27 lamp holders (globes not included)

COLOUR AND VARIANTS

FAN ONLY



DLS104W
White

FAN LED LIGHT



DLS1043W
White

FAN E27* LIGHT



DLS1044W*
White

ACCESSORIES



MDRA36W / MDRA72W
900mm / 1800mm Downrod
White



MPREMS
Premier Remote
Control Kit



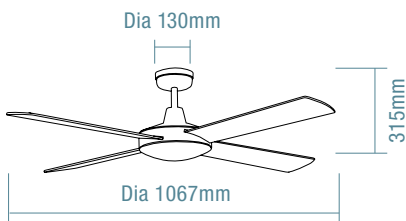
MPAPP
Prince Smart Remote
Control Kit



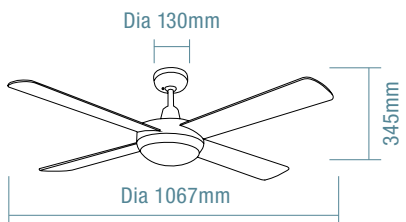
MPLCDS
Premium Remote
Control Kit

DIMENSIONS

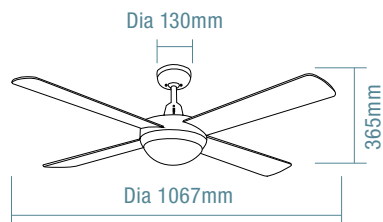
FAN ONLY



FAN LED LIGHT



FAN E27* LIGHT



RAZOR



Warranty



AC Motor



Summer/Winter
Reverse
Function



Indoor Cover
Outdoor Use



Tricolour

APPLICATIONS

- Study / Small Bedroom
- Office / Medium Bedroom / Small Living Room

FEATURES

- 1320mm (52") AC ceiling fan
- Powerful and efficient 69W AC motor
- Slimline designed ideal for indoor and covered outdoor applications
- Aluminium body and canopy with 4 plywood blades
- Fully reversible for summer and winter mode
- Switchable colour temperature 3000K, 4000K & 5000K
- Compatible with Martec® ceiling fan remote control MPREMS, MPLCDS and MPAPP (sold separately)

SPECIFICATIONS

	Fan LED Light
Ordering Code	MRF1343W
Colour	White
Size	1320mm (52")
Air Movement m³/hr	9,500m ³ /Hr
Motor	AC
Power Wattage	69W
Voltage	220-240 50Hz
Number of Blades	4
Blade Pitch	12.5°
Hangsure Canopy	Maximum 15°
Lighting Wattage / Type	28W LED
Colour Temperature	3000K / 4000K / 5000K
Lumens Output	3300lm / 3550lm / 3400lm
Rated Lifetime	35,000 hours @ Ta25°C
Dimmable	3 step dimming
Wall Control / Remote Control	3 speed wall controller

COLOUR AND VARIANTS

FAN LED LIGHT



MRF1343W
White

ACCESSORIES



MDRA36W / MDRA72W
900mm / 1800mm Downrod
White



MPREMS
Premier Remote
Control Kit




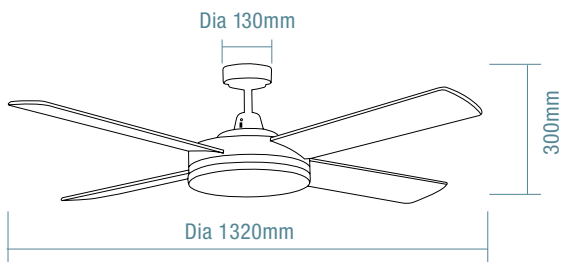
MPAPP
Prince Smart Remote
Control Kit



MPLCDS
Premium Remote
Control Kit

DIMENSIONS

FAN LED LIGHT



OASIS / HAMILTON



Warranty



AC Motor



Summer/Winter
Reverse
Function



Indoor Cover
Outdoor Use

APPLICATIONS

- Study / Small Bedroom
- Office / Medium Bedroom / Small Living Room
- Alfresco / Outdoor Entertainment Room

FEATURES

- Efficient 63W AC motor
- Ideal for indoor and covered outdoor applications
- Metal body and canopy with 4 ABS blades - Oasis
- Metal body and canopy with 5 rattan (polyethylene) blades - Hamilton
- Fully reversible for summer and winter mode
- Compatible with Martec® ceiling fan remote control MPREMS, MPLCDS and MPAPP (sold separately)
- *Light kits available as optional accessories

SPECIFICATIONS

	Oasis	Hamilton
Ordering Code	MOF1340B	MHF1350B
Colour	-	-
Size	1320mm (52")	1320mm (52")
Air Movement m³/hr	9,900m ³ /hr	8,400m ³ /hr
Motor	AC	AC
Power Wattage	63W	63W
Voltage	220-240 50Hz	220-240 50Hz
Number of Blades	4	5
Blade Pitch	12.5°	12.5°
Hangsure Canopy	Maximum 15°	Maximum 15°
Wall Control / Remote Control	3 speed wall controller	3 speed wall controller

COLOUR AND VARIANTS

FAN ONLY



MOF1340B
Oasis



MHF1350B
Hamilton

ACCESSORIES



MDRA360 / MDRA720
900mm / 1800mm Downrod
Old Bronze



MOLKOB*
Oasis
Light Kit



MHLKOB*
Hamilton
Light Kit



MPREMS
Premier Remote
Control Kit



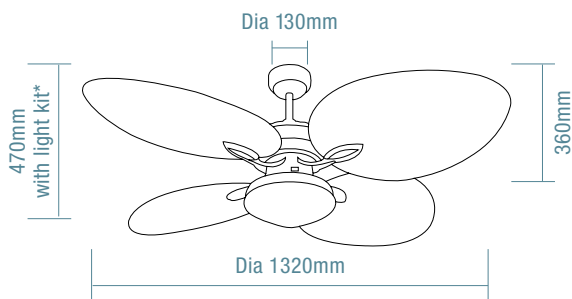
MPAPP
Prince Smart Remote
Control Kit



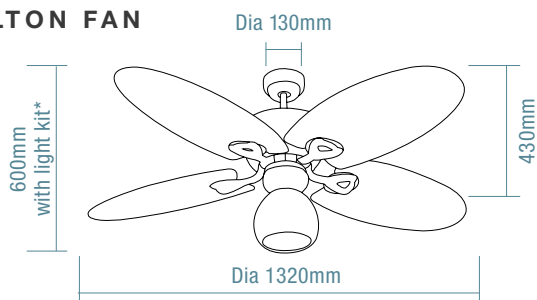
MPLCDS
Premium Remote
Control Kit

DIMENSIONS

OASIS FAN



HAMILTON FAN



PRECISION



Warranty



AC Motor



Summer/Winter
Reverse
Function



Indoor Cover
Outdoor Use



Coastal
Rated



Tropical
Rated

APPLICATIONS

- Study / Small Bedroom
- Office / Medium Bedroom / Small Living Room
- Large Bedroom / Large Living Room / Home Theatre
- Rumpus Room / Large Living Room

FEATURES

- Available in 1220mm (48"), 1320mm (52") and 1420mm (56")
- Powerful and efficient 75W AC motor
- Low profile designed ideal for indoor, covered outdoor, coastal and tropical applications
- Metal body and canopy with 4 metal blades
- Fully reversible summer and winter mode
- Compatible with Martec® ceiling fan remote control MPREMS, MPLCDS and MPAPP (sold separately)
- Light kits available as optional accessories

SPECIFICATIONS

	Fan Only			Fan Only 304			Fan Only 316		
Ordering Code	MPF120WH	MPF130WH	MPF140WH	MPF3042SS	MPF3043SS	MPF3044SS	MPR3162SS	MPR3163SS	MPR3164SS
Colour	White			Brushed Nickel			Stainless Steel		
Size	1220mm (48")	1320mm (52")	1420mm (56")	1220mm (48")	1320mm (52")	1420mm (56")	1220mm (48")	1320mm (52")	1420mm (56")
Air Movement m³/hr	16,380m³/hr	18,960m³/hr	21,000m³/hr	16,380m³/hr	18,960m³/hr	21,000m³/hr	16,380m³/hr	18,960m³/hr	21,000m³/hr
Motor	AC			AC			AC		
Power Wattage	75W			75W			75W		
Voltage	220-240 50Hz			220-240 50Hz			220-240 50Hz		
Number of Blades	4			4			4		
Blade Pitch	23°			23°			23°		
Hangsure Canopy	Maximum 15°			Maximum 15°			Maximum 15°		
Wall Control / Remote Control	3 speed wall controller			3 speed wall controller			3 speed wall controller		

COLOUR AND VARIANTS

FAN ONLY



**MPF120WH / MPF130WH
MPF140WH**
White



**MPF3042SS / MPF3043SS
MPF3044SS**
Brushed Nickel



**MPR3162SS / MPR3163SS
MPR3164SS**
Stainless Steel

ACCESSORIES



DREP036W / DREP072W
900mm / 1800mm Downrod
White



DREP036BN / DREP072BN
900mm / 1800mm Downrod
304 Brushed Nickel



DRP36SS / DRP72SS
900mm / 1800mm Downrod
316 Stainless Steel



MPREMS
Premier Remote
Control Kit



MPAPP
Prince Smart
Remote Control Kit



MPLCDS
Premium Remote
Control Kit



PLKWH
Light Kit White



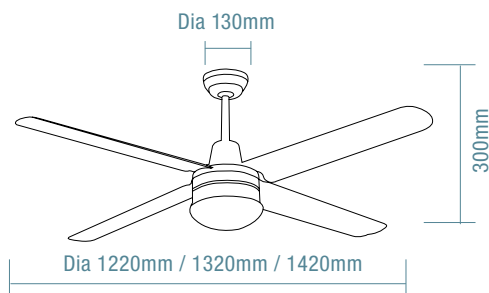
PLKBN
Light Kit 304 Brushed
Nickel



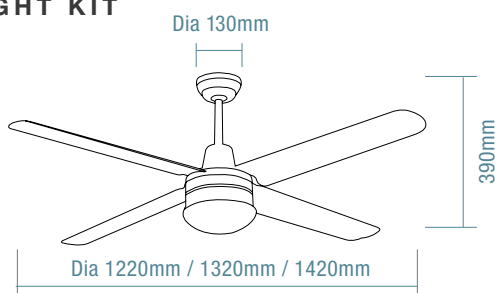
PLKSS
Light Kit 316
Stainless Steel

DIMENSIONS

FAN ONLY



FAN LIGHT KIT





CEILING FANS ACCESSORIES

ADVANTAGES OF ACCESSORIES

Remote Control

Remote control allows you to change the fan speed with a touch of a button via a remote or wall control panel.

Light

Ceiling fan lights are a perfect option allowing you to illuminate the room while providing a relaxing cool breeze.

Downrod

Extension rods provide convenience and better efficiency when the area has a high ceiling.

Remote Control Kits / Wall Controller	82
Downrods	84
Light Kits / Lamps	86
Replacement Diffuser	86
Replacement Glass	86
Receiver	87
Transmitter	87

REMOTE CONTROL KITS/ WALL CONTROLLER



**PREMIER REMOTE
CONTROL KIT**

MPREMS

FEATURES

- 1 year in-home warranty
- 3 speed high, medium, low
- Suitable for all step dim AC fans
- Light On/Off function
- 2x AAA 1.5V batteries included
- Includes wall mounting bracket
- Radio frequency
- 4 Dip switches make 16 possible frequency combinations
- 2, 4, 8 hour timer
- Frequency range up to 10m



**PREMIUM LCD REMOTE
CONTROL KIT**

MPLCDS

FEATURES

- 1 year in-home warranty
- 3 speed high, medium, low
- 2, 4, 8 hour timer
- 2x AAA 1.5V batteries included
- Includes wall mounting bracket
- Radio frequency
- 4 dip switches make 16 possible frequency combinations
- Frequency range up to 10m



**PRINCE SMART REMOTE
CONTROL KIT**

MPAPP

FEATURES

- 1 year in-home warranty
- 3 speed high, medium, low
- Suitable for step dim AC fans with light
- Advanced timer features
- Light On/Off function
- 2x AAA 1.5V batteries included
- Includes wall mounting bracket
- Frequency range up to 10m



INFRA-RED REMOTE CONTROL KIT

FSIREM

FEATURES

- 1 year in-home warranty
- 3 speed high, medium, low
- Light On/Off function
- 2x AAA 1.5V batteries included
- Includes wall mounting bracket
- Infrared control
- 3 minute light delay function
- Frequency range up to 10m



DC CEILING FAN WALL CONTROL

MDCWALL

FEATURES

- 1 year in-home warranty
- LCD touch screen
- 5 speed ceiling fan setting
- Fan On/Off function with timer
- Summer/winter reverse function
- Light On/Off function
- Suitable for all DC ceiling fans



AC CEILING FAN WALL CONTROL

MWALLC

FEATURES

- 1 year in-home warranty
 - 3 speed high, medium, low
 - Light On/Off function
- Plastic knob can be ordered as spare part. Ordering code is **MKNOB**.

DOWNRODS

COLOUR



Brushed Aluminium



Matt Black



Brushed Nickel



Old Bronze



White

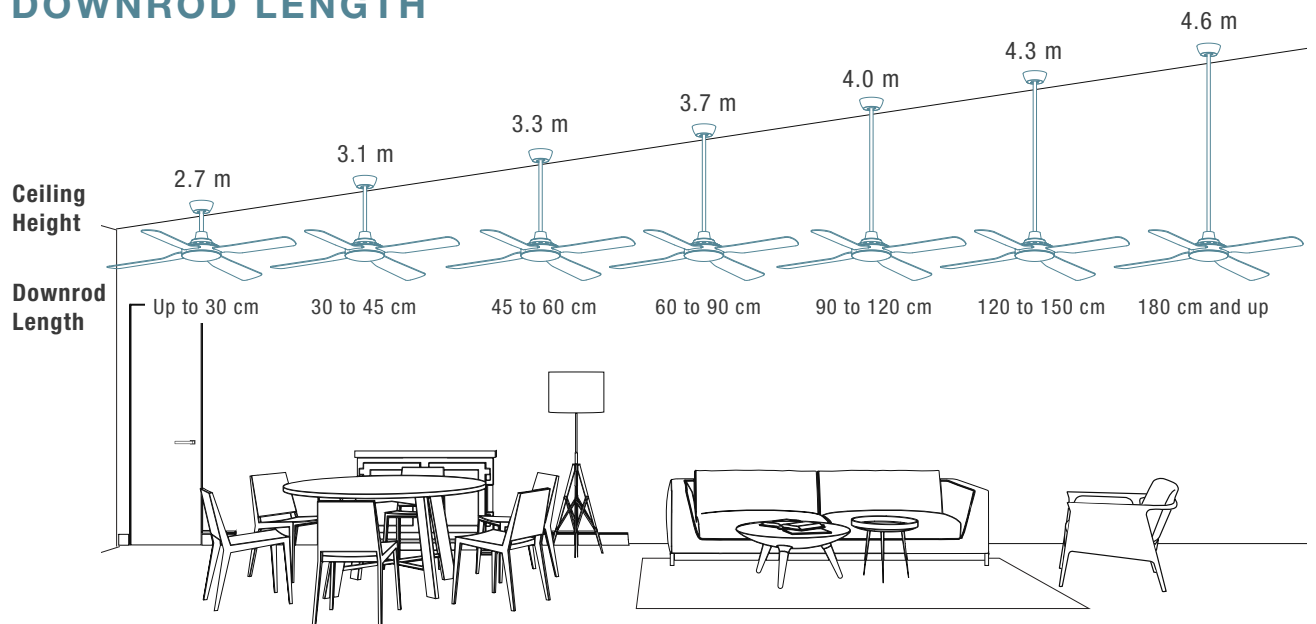


White Satin



316 Stainless Steel

RECOMMENDED DOWNROD LENGTH



The ideal distance from the floor to fan blades is 210 cm to 270 cm.

DOWNRODS

VARIANTS

DC DOWNRODS

Ordering Code	Description	Product
MDRD36B	900mm Downrod Brushed Aluminium	All
MDRD36M	900mm Downrod Matt Black	All
MDRD36N	900mm Downrod Brushed Nickel	All
MDRD36W	900mm Downrod White	All
MDRD36WS	900mm Downrod White Satin	All
MDRD72B	1800mm Downrod Brushed Aluminium	All
MDRD72M	1800mm Downrod Matt Black	All
MDRD72W	1800mm Downrod White	All
MDRD72WS	1800mm Downrod White Satin	All
MDRD36MT	900mm Downrod Matt Black 25mm Dia	Viper, Newport, Malibu
MDRD36OT	900mm Downrod Old Bronze 25mm Dia	Newport, Malibu
MDRD36WST	900mm Downrod White Satin 25mm Dia	Viper, Newport, Malibu
MDRD72MT	1800mm Downrod Matt Black 25mm Dia	Viper, Newport, Malibu
MDRD72OT	1800mm Downrod Old Bronze 25mm Dia	Newport, Malibu
MDRD72WST	1800mm Downrod White Satin 25mm Dia	Viper, Newport, Malibu

NB: Please select the colour that matches the corresponding ceiling fan colour.

AC DOWNRODS

Ordering Code	Description	Product
MDRA36B	900mm Downrod Brushed Aluminium	All
MDRA36M	900mm Downrod Matt Black	All
MDRA36N	900mm Downrod Brushed Nickel	All
MDRA36O	900mm Downrod Old Bronze	All
MDRA36W	900mm Downrod White	All
MDRA36WS	900mm Downrod White Satin	All
MDRA72B	1800mm Downrod Brushed Aluminium	All
MDRA72M	1800mm Downrod Matt Black	All
MDRA72O	1800mm Downrod Old Bronze	All
MDRA72W	1800mm Downrod White	All
MDRA72WS	1800mm Downrod White Satin	All
DREPO36BN	900mm Downrod Brushed Nickel	Precision
DREPO36W	900mm Downrod White	Precision
DREPO72BN	1800mm Downrod Brushed Nickel	Precision
DREPO72W	1800mm Downrod White	Precision
DRP36SS	900mm Downrod 316 Stainless Steel	Precision
DRP72SS	1800mm Downrod 316 Stainless Steel	Precision

NB: Please select the colour that matches the corresponding ceiling fan colour.

ACCESSORIES

LIGHT KITS AND LAMPS

Ordering Code	Description
PLKWH	Precision Light Kit White
PLKSS	Precision Light Kit 316 Stainless Steel
PLKBN	Precision Light Kit 304 Brushed Nickel
MOLKOB	Oasis Light Kit
MHLKOB	Hamilton Light Kit
MLLAKIT345	LED Light Kit to suit Lifestyle, Lifestyle DC & Albatross Ceiling Fan
MLDKIT345	LED Light Kit to suit Liberty & Discovery Ceiling Fan
MEVSKIT345	LED Light Kit to suit Elite & Scorpion Ceiling Fan

REPLACEMENT DIFFUSER

Ordering Code	Description
RAZDIFF	Polycarbonate Diffuser to suit Razor Ceiling Fan
MWFDIFF	Polycarbonate Diffuser to suit Wave Ceiling Fan
MVFEDIFF	Polycarbonate Diffuser to suit Elite Ceiling Fan
MTFDIFF	Polycarbonate Diffuser to suit Triumph Ceiling Fan
MSFDIFF	Polycarbonate Diffuser to suit Scorpion Ceiling Fan
MNFDIFF	Polycarbonate Diffuser to suit Newport LED Ceiling Fan
MMFDIFF	Polycarbonate Diffuser to suit Malibu Ceiling Fan
MGFDIFF	Polycarbonate Diffuser to suit Governor Ceiling Fan
MFFDIFF	Polycarbonate Diffuser to suit Flush Ceiling Fan
MAFDIFF	Polycarbonate Diffuser to suit Albatross Ceiling Fan
FSLEDIFF	Polycarbonate Diffuser to suit Link AC E27 Ceiling Fan
FSLDCDIFF	Polycarbonate Diffuser to suit Link AC & DC LED Ceiling Fan

REPLACEMENT GLASS

Ordering Code	Description
PREGLASS	Glass to suit Precision Light Kit
MOFGLASS	Glass to suit Oasis Ceiling Fan
MLDFDIFF	Glass to suit Liberty & Discovery Ceiling Fan
DLSGLASS	Glass to suit Lifestyle LED Ceiling Fan
DLSEGLASS	Glass to suit Lifestyle E27 Ceiling Fan

RECEIVER

Ordering Code	Description
DCRECMWFNL	Receiver to suit Wave DC Ceiling Fan with No Light
DCRECMWFLT	Receiver to suit Wave DC Fan with Light
DCRECMSFNL	Receiver to suit Scorpion DC Fan with No Light
DCRECMSFLT	Receiver to suit Scorpion Ceiling Fan with Light
DCRECMNFNL	Receiver to suit Newport Ceiling Fan with No Light
DCRECMNFLT	Receiver to suit Newport Ceiling Fan with Light
DCRECMMFNL	Receiver to suit Malibu Ceiling Fan with No Light
DCRECMMFLT	Receiver to suit Malibu Ceiling Fan with Light
DCRECMAFNL	Receiver to suit Albatross Mini Ceiling Fan with No Light
DCRECMAFMNL	Receiver to suit Albatross Ceiling Fan with No Light
DCRECMAFMLT	Receiver to suit Albatross Ceiling Fan with Light
DCRECFSLNL	Receiver to suit Link Ceiling Fan with No Light
DCRECFSLLT	Receiver to suit Link Ceiling Fan with Light
DCRECDLDCNL	Receiver to suit Lifestyle Ceiling Fan with No Light
DCRECDLDCLT	Receiver to suit Lifestyle Ceiling Fan with Light

TRANSMITTER

Ordering Code	Description
DCTRANSNL	Transmitter to suit DC Ceiling Fan with No Light
DCTRANSLT	Transmitter to suit DC Ceiling Fan with Light

Heating & Exhaust







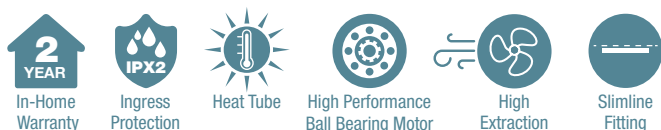
BATHROOM HEATERS

Martec® bathroom heaters come in a wide variety of shapes and sizes, from a simple single heat lamp unit, to slimline designed 3-in-1 heater.

Different IPX ratings and colour finishes enable our heaters to compliment any design scheme and environment at your home.

Linear	92
Linear Mini	94
Vapour.....	96
Phoenix	98
Aspire.....	100
Forme.....	102
Profile Panel	104
Profile Plus	106
Contour	108
Uno	110
Thermo.....	111

LINEAR



FEATURES

- Sleek and low profile design to suit any bathroom application
- Metal housing with aluminium fascia
- Built in thermal overload protection
- Back draft stopper included
- Cut-out template included
- Compatible with Martec bathroom remote MBHREM (not included)

SPECIFICATIONS

Ordering Guide	MBHL1000W	MBHL1000S
Colour	White	Silver
Air Extraction m ³ /hr	600m ³ /hr	
Power Wattage	1064W	
Voltage	220-240V 50Hz	
Materials/Housing	Metal housing	
Cutout Size	455 x 305mm	
Decibel Rating	≤40dB	
IP Rating	IPX2	
Heating wattage/type	1x 1000W R7s heat tube	
Lighting wattage/type	4x 6W GU10 LED globe	
Colour Temperature	3000K	
Lumens Output	2510lm	
Minimum Ceiling Depth	210mm	
Ducting Size	150mm	
Accessories Included	1x 3m duct 2x clips for ducting 1x external grille 1x 3 gang switch wall controller	



COLOUR AND VARIANTS

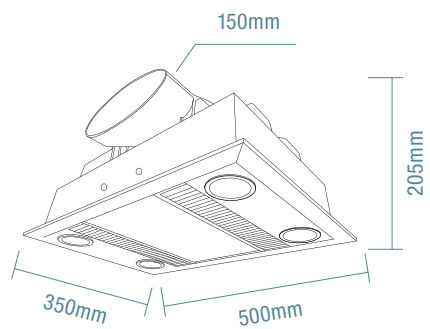


MBHL1000W
White



MBHL1000S
Silver

DIMENSIONS



ACCESSORIES



MBHREM
Bathroom Heater LCD
Remote Control Kit



MRL1000W
1000W Heat Tube



MBGU306
6W GU10 Globe 3K

LINEAR MINI



FEATURES

- Sleek and low profile design to suit any bathroom application
- Metal housing with aluminium fascia
- Built in thermal overload protection
- Back draft stopper included
- Cut-out template included
- Compatible with Martec bathroom remote MBHREM (not included)

SPECIFICATIONS

Ordering Guide	MBHM1000W	MBHM1000S
Colour	White	Silver
Air Extraction m ³ /hr	480m ³ /hr	
Power Wattage	1058W	
Voltage	220-240V 50Hz	
Materials/Housing	Metal housing	
Cutout Size	350 x 305mm	
Decibel Rating	≤40dB	
IP Rating	IPX2	
Heating wattage/type	1x 1000W R7s heat tube	
Lighting wattage/type	3x 6W GU10 LED globe	
Colour Temperature	3000K	
Lumens Output	1890lm	
Minimum Ceiling Depth	220mm	
Ducting Size	125mm	
Accessories Included	1x 3m duct 2x clips for ducting 1x external grille 1x 3 gang switch wall controller	



COLOUR AND VARIANTS

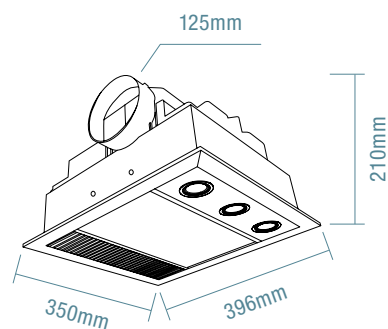


MBHM1000W
White



MBHM1000S
Silver

DIMENSIONS



ACCESSORIES



MBHREM
Bathroom Heater LCD
Remote Control Kit



MRL1000W
1000W Heat Tube



MBGU306
6W GU10 Globe 3K

VAPOUR



In-Home
Warranty



Ingress
Protection



Heat
Element



High Performance
Ball Bearing Motor



High
Extraction



Slimline
Fitting



Tricolour

FEATURES

- Sleek and low profile design to suit any bathroom application
- Metal housing with polycarbonate (PC) fascia
- Built in thermal overload protection
- Back draft stopper included
- Cut-out template included

SPECIFICATIONS

Ordering Guide	MBHV2000W
Colour	White
Air Extraction m³/hr	380m ³ /hr
Power Wattage	55W
Voltage	220-240V 50Hz
Materials/Housing	Metal housing
Cutout Size	520 x 345mm
Decibel Rating	≤40dB
IP Rating	IPX2
Heating wattage/type	2x 1000W PTC heat elements
Lighting wattage/type	12W LED
Colour Temperature	3000K / 4000K / 5000K
Lumens Output	900lm
Minimum Ceiling Depth	200mm
Ducting Size	150mm
Accessories Included	1x 3m duct 2x clips for ducting 1x external grille 1x 5 gang switch wall controller

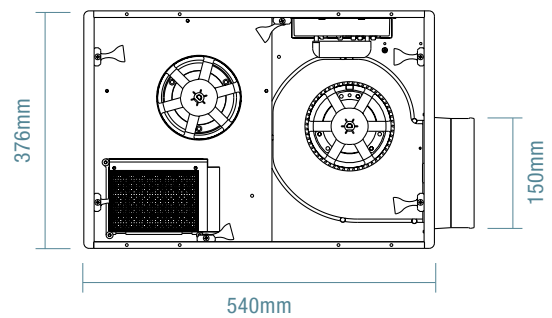


COLOUR AND VARIANTS



MBHV2000W
White

DIMENSIONS



PHOENIX



FEATURES

- Sleek and low profile design to suit any small to medium bathroom application
- Metal housing with metal fascia
- Built in thermal overload protection
- Back draft stopper included
- Cut-out template included
- Compatible with Martec bathroom remote MBHREM (not included)

Ordering Guide	MBHP1000W	MBHP1000M
Colour	White	Black
Air Extraction m ³ /hr	500m ³ /hr	
Power Wattage	1100W	
Voltage	220-240V 50Hz	
Materials/Housing	Metal housing	
Cutout Size	475 x 325mm	
Decibel Rating	≤45dB	
IP Rating	IPX2	
Heating wattage/type	1x 1000W R7s heat tube	
Lighting wattage/type	20W LED	
Colour Temperature	3000K / 4000K / 5000K	
Lumens Output	1585lm / 1695lm / 1585lm	
Minimum Ceiling Depth	220mm	
Ducting Size	150mm	
Accessories Included	1x 1.5m duct 2x clips for ducting 1x external grille 1x 3 gang switch wall controller	



COLOUR AND VARIANTS

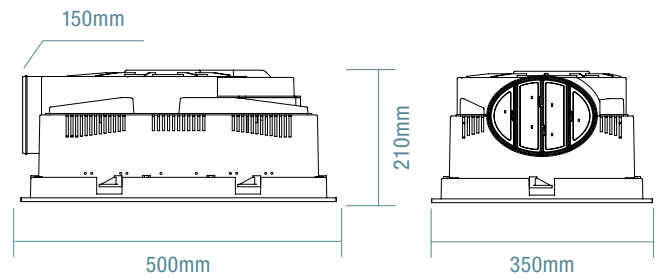


MBHP1000W
White



MBHP1000M
Black

DIMENSIONS



ACCESSORIES



MBHREM
Bathroom Heater LCD
Remote Control Kit



MRL1000W
1000W Heat Tube

ASPIRE



2
YEAR
In-Home
Warranty



IPX2
Ingress
Protection



Heat Tube



High Performance
Ball Bearing Motor



High
Extraction



Slimline
Fitting



Tricolour

FEATURES

- Sleek and low profile design to suit any bathroom application
- Metal housing with aluminium fascia
- Built in thermal overload protection
- Back draft stopper included
- Half heat function
- Cut-out template included
- Compatible with Martec bathroom remote MBHREM (not included)

SPECIFICATIONS

Ordering Guide	MBHA800W
Colour	White
Air Extraction m³/hr	380m ³ /hr
Power Wattage	55W
Voltage	220-240V 50Hz
Materials/Housing	Metal housing
Cutout Size	520 x 345mm
Decibel Rating	≤50dB
IP Rating	IPX2
Heating wattage/type	2x 400W heat tubes
Lighting wattage/type	20W LED
Colour Temperature	3000K / 4000K / 5000K
Lumens Output	1380lm / 1565lm / 1530lm
Minimum Ceiling Depth	200mm
Ducting Size	150mm
Accessories Included	1x 3m duct 2x clips for ducting 1x external grille 1x 4 gang switch wall controller

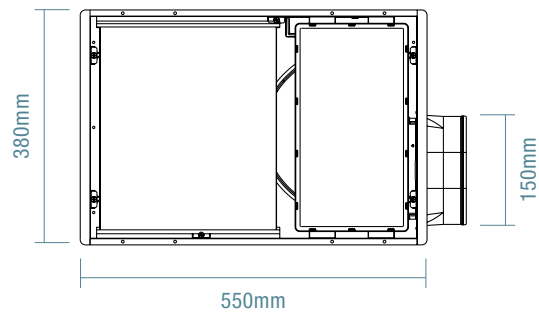


COLOUR AND VARIANTS



MBHA800W
White

DIMENSIONS



ACCESSORIES



MBHREM
Bathroom Heater LCD
Remote Control Kit



MRL400W
400W Heat Tube

FORME



In-Home
Warranty



Ingress
Protection



Heat Lamp



High Performance
Ball Bearing Motor



High
Extraction



Ultra Low
Profile



Tricolour

FEATURES

- Low profile design to suit any small to medium bathroom application
- PP plastic housing with polycarbonate (PC) fascia
- Built in thermal overload protection
- Back draft stopper included
- Half heat function (4 heat unit only)
- Cut-out template included
- Compatible with Martec bathroom remote MBHREM (not included)

SPECIFICATIONS

Ordering Guide	MBHF2LW	MBHF4LW
Colour	White	White
Air Extraction m ³ /hr	300m ³ /hr	
Power Wattage	45W	
Voltage	220-240V 50Hz	
Materials/Housing	PP plastic housing	
Cutout Size	375 x 202mm	320 x 320mm
Decibel Rating	≤40dB	
IP Rating	IPX4	
Heating wattage/type	2 x 275W heat lamps	4 x 275W heat lamps
Lighting wattage/type	10W LED	
Colour Temperature	3000K / 4000K / 5000K	
Lumens Output	600lm / 725lm / 700lm	
Minimum Ceiling Depth	200mm	
Ducting Size	125mm	
Accessories Included	1x 1.5m duct 2x clips for ducting 1x external grille 1x 3 gang switch wall controller 2x heat lamps	1x 1.5m duct 2x clips for ducting 1x external grille 1x 4 gang switch wall controller 4x heat lamps



COLOUR AND VARIANTS



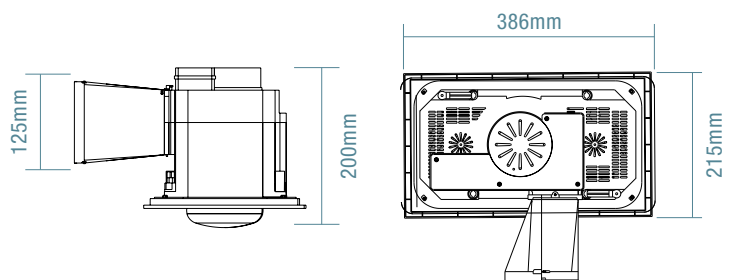
MBHF2LW
White



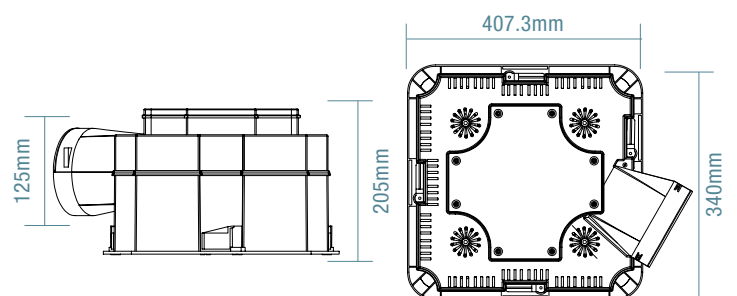
MBHF4LW
White

DIMENSIONS

FORME 2



FORME 4



ACCESSORIES



MBHREM
Bathroom Heater LCD
Remote Control Kit



MRL275W
275W E27
Heat Lamp

PROFILE PANEL



FEATURES

- Low profile design to suit any bathroom application
- PP plastic housing with polycarbonate (PC) fascia
- Built in thermal overload protection
- Back draft stopper included
- Half heat function (4 heat unit only)
- Cut-out template included
- Compatible with Martec bathroom remote MBHREM (not included)

SPECIFICATIONS

Ordering Guide	MBHN2LW	MBHN4LW
Colour	White	White
Air Extraction m ³ /hr	460m ³ /hr	
Power Wattage	602W	
Voltage	220-240V 50Hz	
Materials/Housing	PP plastic housing	
Cutout Size	435 x 255mm	435 x 275mm
Decibel Rating	≤50dB	
IP Rating	IPX2	
Heating wattage/type	2 x 275W heat lamps	4 x 275W heat lamps
Lighting wattage/type	12W LED	
Colour Temperature	3000K / 4000K / 5000K	
Lumens Output	850lm / 900lm / 950lm	
Minimum Ceiling Depth	220mm	
Ducting Size	120mm	
Accessories Included	1x 3m duct 2x clips for ducting 1x external grille 1x 3 gang switch wall controller 2x heat lamps	1x 3m duct 2x clips for ducting 1x external grille 1x 4 gang switch wall controller 4x heat lamps



COLOUR AND VARIANTS



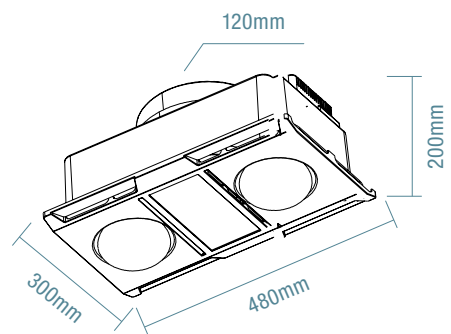
MBHN2LW
White



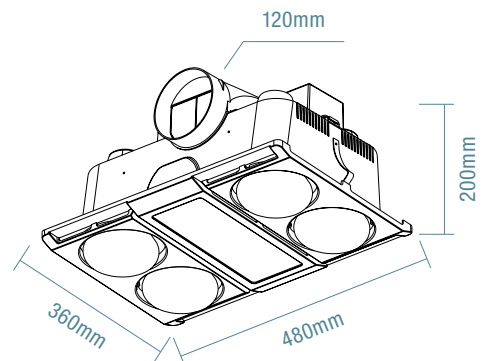
MBHN4LW
White

DIMENSIONS

PROFILE PANEL 2



PROFILE PANEL 4



ACCESSORIES



MBHREM
Bathroom Heater LCD
Remote Control Kit



MRL275W
275W E27
Heat Lamp

PROFILE PLUS



In-Home
Warranty



Ingress
Protection



Heat Lamp



High Performance
Ball Bearing Motor



High
Extraction



Ultra Low
Profile

FEATURES

- Low profile design to suit any bathroom application
- PP plastic housing with polycarbonate (PC) fascia
- Built in thermal overload protection
- Back draft stopper included
- Half heat function (4 heat unit only)
- Cut-out template included
- Compatible with Martec bathroom remote MBHREM (not included)

SPECIFICATIONS

Ordering Guide	MBHP2LW	MBHP2LS	MBHP4LW	MBHP4LS
Colour	White	Silver	White	Silver
Air Extraction m ³ /hr	460m ³ /hr			
Power Wattage	602W			
Voltage	220-240V 50Hz			
Materials/Housing	PP plastic housing			
Cutout Size	435 x 255mm		435 x 275mm	
Decibel Rating	≤50dB			
IP Rating	IPX2			
Heating wattage/type	2 x 275W heat lamps		4 x 275W heat lamps	
Lighting wattage/type	3X 6W GU10		4X 6W GU10	
Colour Temperature	3000K			
Lumens Output	1080lm			
Minimum Ceiling Depth	220mm			
Ducting Size	120mm			
Accessories Included	1x 3m duct 2x clips for ducting 1x external grille 1 x 3 gang switch wall controller 2x heat lamps		1x 3m duct 2x clips for ducting 1x external grille 1 x 4 gang switch wall controller 4x heat lamps	

COLOUR AND VARIANTS



MBHP2LW
White



MBHP2LS
Silver



MBHP4LW
White



MBHP4LS
Silver

ACCESSORIES



MBHREM
Bathroom Heater LCD
Remote Control Kit



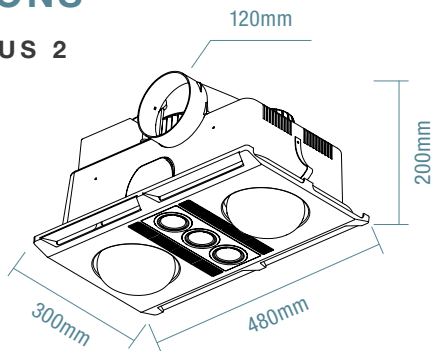
MRL275W
275W E27
Heat Lamp




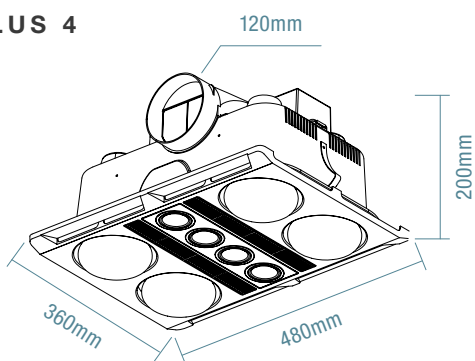
MBGU306
6W GU10
Globe 3K

DIMENSIONS

PROFILE PLUS 2



PROFILE PLUS 4



CONTOUR



FEATURES

- Modern design to suit any small to medium bathroom application
- PP plastic housing with polycarbonate (PC) fascia
- Built in thermal overload protection
- Back draft stopper included
- Half heat function (4 heat unit only)
- Cut-out template included
- Compatible with Martec bathroom remote MBHREM (not included)

SPECIFICATIONS

Ordering Guide	MBHC1LW	MBHC1LS	MBHC2LW	MBHC2LS	MBHC4LW	MBHC4LS
Colour	White	Silver	White	Silver	White	Silver
Air Extraction m³/hr	-	-	240m ³ /hr	-	250m ³ /hr	-
Power Wattage	-	-	25W	-	25W	-
Voltage	220-240V 50Hz					
Materials/Housing	PP plastic housing					
Cutout Size	166 x 166mm		390 x 220mm		300 x 300mm	
Decibel Rating	≤40dB					
IP Rating	IPX4					
Heating wattage/type	1 x 275W heat lamp		2 x 275W heat lamps		4 x 275W heat lamps	
Lighting wattage/type	-		8W R80 E27 LED		8W R80 E27 LED	
Colour Temperature	-		3000K		3000K	
Lumens Output	-		800lm		800lm	
Minimum Ceiling Depth	180mm		220mm		220mm	
Ducting Size	-		100mm		100mm	
Accessories Included	1x external grille Single switch wall controller 1x heat lamp		1x 1.5m duct 2x clips for ducting 1x external grille 1 x 3 gang switch wall controller 2x heat lamps		1x 1.5m duct 2x clips for ducting 1x external grille 1x 4 gang switch wall controller 4x heat lamps	

COLOUR AND VARIANTS



MBHC1LW
White

MBHC2LW
White

MBHC4LW
White



MBHC1LS
Silver

MBHC2LS
Silver

MBHC4LS
Silver

ACCESSORIES



MBHREM
Bathroom Heater LCD
Remote Control Kit



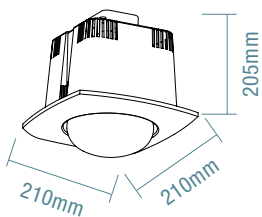
MRL275W
275W E27
Heat Lamp



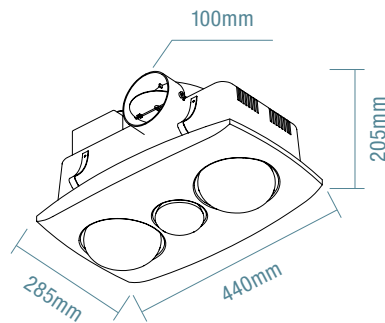
MRL3K8W
8W 3000k
LED R80 Lamp

DIMENSIONS

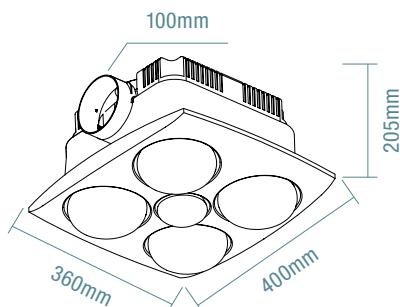
CONTOUR 1



CONTOUR 2



CONTOUR 4



UNO



In-Home
Warranty



Ingress
Protection



Heat Lamp



Slimline
Fitting

FEATURES

- Slimline profile ideal for installation in ensuites and small bathrooms
- Provides powerful instant heating
- Aluminium housing with metal fascia trim
- Non dimmable

COLOUR AND VARIANTS

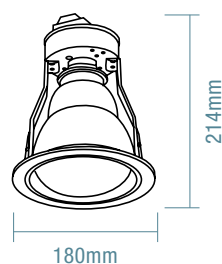


MBHU1LW
White

SPECIFICATIONS

Ordering Guide	MBHU1LW
Colour	White
Air Extraction m³/hr	-
Power Wattage	275W
Voltage	220-240V 50Hz
Materials/Housing	Aluminium housing
Cutout Size	Dia 145mm
Decibel Rating	TBA
IP Rating	IPX4
Heating wattage/type	1x 275W heat lamp
Lighting wattage/type	1x 275W heat lamp
Colour Temperature	2700K
Lumens Output	1200lm
Minimum Ceiling Depth	300mm
Accessories Included	1x heat lamp

DIMENSIONS

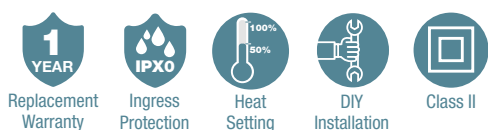


ACCESSORIES



MRL275W
275W E27
Heat Lamp

THERMO



FEATURES

- Sleek and compact wall mount bathroom fan heater
- Ideal for installation in ensuites and small bathrooms
- Touchscreen control with 2 settings (1000W & 2000W)
- LED temperature display with touch on/off control
- Built in overload protection
- Supplied with 1.5M flex & plug

SPECIFICATIONS

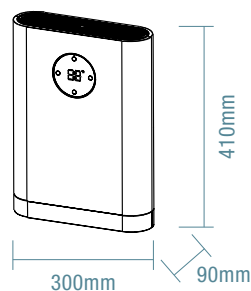
Ordering Guide	MBHT2000W
Colour	White
Air Extraction m³/hr	-
Power Wattage	35W
Voltage	220-240V 50Hz
Materials/Housing	Heat resistance plastic
Cutout Size	N/A - wall mounted
Decibel Rating	≤38
IP Rating	IPX0
Heating wattage/type	Fan only with 2 settings 1000W/2000W
Accessories Included	1.5m flex & plug

COLOUR AND VARIANTS



MBHT2000W
White

DIMENSIONS





EXHAUST FANS

Martec® exhaust fans are available in a range of different shapes and sizes, include IPX ratings and tricolour LED light options. Our exhaust fans are operated by high performance ball bearing motors with superior blade design for maximum air extraction meaning quiet operations. Plus, they are always supplied with flex and plug making installation even easier.

Flow 240 / 295	114
Saturn 240 / 295	116
Core 240 / 290	118

FLOW 240 / 295



FEATURES

- Low profile design ideal for installation in bathroom, laundry and any residential and apartments applications
- Swivel quick mount base for easy installation
- PP plastic housing with ABS fascia (Flow 240), ABS plastic housing with ABS fascia (Flow 295)
- Built in thermal overload protection
- Side ducting access with draft stopper included
- Compatible with Martec bathroom remote MBHREM (not included)

DIY installation only applicable to exhaust fan models only. Exhaust fan LED models need to be installed by licensed electricians.

SPECIFICATIONS

	*Exhaust Fan Only				**Exhaust Fan LED			
Ordering Guide	MXFFR25W	MXFFR30W	MXFFS25W	MXFFS30W	MXFLFR25W	MXFLFR30W	MXFLFS25W	MXFLFS30W
Colour	White	White	White	White	White	White	White	White
Shape/Sizes	Round 240	Round 295	Square 240	Square 295	Round 240	Round 295	Square 240	Square 295
Air Extraction m ³ /hr	290m ³ /hr	390m ³ /hr	290m ³ /hr	390m ³ /hr	290m ³ /hr	390m ³ /hr	290m ³ /hr	390m ³ /hr
Power Wattage	45W	60W	45W	60W	45W	72W	45W	72W
Voltage	220-240V 50Hz				220-240V 50Hz			
Materials/Housing	PP plastic housing				ABS plastic housing			
Cutout Size	240mm	295mm	240mm	295mm	240mm	295mm	240mm	295mm
Decibel Rating	≤40dB				≤40dB			
IP Rating	IPX2				IPX2			
Lighting wattage/type	-				12W LED			
Colour Temperature	-				3000K / 4000K / 5000K			
Lumens Output	-				950lm / 1000lm / 950lm			
Minimum Ceiling Depth	210mm	240mm	210mm	240mm	210mm	240mm	210mm	240mm
Ducting Size	125mm	150mm	125mm	150mm	125mm	150mm	125mm	150mm
Accessories Included	1.5m flex & plug				-			



COLOUR AND VARIANTS


*EXHAUST FAN ONLY




MXFFR25W
White



MXFFR30W
White



MXFFS25W
White



MXFFS30W
White

**EXHAUST FAN LED



MXFLFR25W
White



MXFLFR30W
White



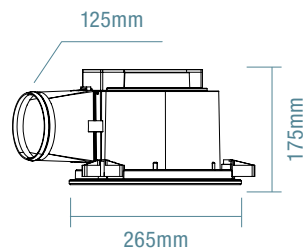
MXFLFS25W
White



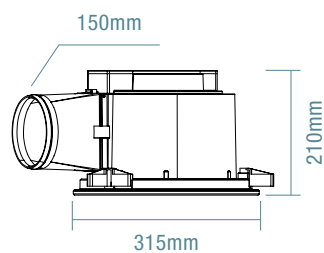
MXFLFS30W
White

DIMENSIONS

ROUND 240 / SQUARE 240 /
ROUND 240 LED / SQUARE 240 LED



ROUND 295 / SQUARE 295 /
ROUND 295 LED / SQUARE 295 LED



SATURN 240 / 295



FEATURES

- Low profile design ideal for installation in bathroom, laundry and any residential and apartments applications
- Plastic with white fascia plate
- Easy installation clamps to fit and secure fan into ceiling
- High velocity exhaust fan with back draft stopper
- Compatible with Martec bathroom remote MBHREM (not included)

SPECIFICATIONS

	Exhaust Fan Only				Exhaust Fan LED			
Ordering Guide	MXFSR20W	MXFSR25W	MXFSS20W	MXFSS25W	MXFSLR20W	MXFSLR25W	MXFSLR20M	MXFSLR25M
Colour	Matt White	Matt White	White	White	Matt White	Matt White	Matt Black	Matt Black
Shape/Sizes	Round 240	Round 295	Square 240	Square 295	Round 240	Round 295	Round 240	Round 295
Air Extraction m ³ /hr	180m ³ /hr	320m ³ /hr	180m ³ /hr	320m ³ /hr	180m ³ /hr	443m ³ /hr	180m ³ /hr	443m ³ /hr
Power Wattage	25W	28W	25W	28W	25W	45W	25W	45W
Voltage	220-240V 50Hz				220-240V 50Hz			
Materials/Housing	Plastic				Plastic			
Cutout Size	240mm	295mm	240mm	295mm	240mm	295mm	240mm	295mm
Decibel Rating	≤45dB				≤45dB			
IP Rating	IPX4				IPX4			
Lighting wattage/type	-				17W LED			
Colour Temperature	-				3000K / 4000K / 5000K			
Lumens Output	-				1200lm / 1400lm / 1200lm		900lm / 1050lm / 900lm	
Minimum Ceiling Depth	220mm				220mm			
Ducting Size	100mm	150mm	100mm	150mm	100mm	150mm	100mm	150mm
Accessories Included	900mm flex & plug				900mm flex & plug			



COLOUR AND VARIANTS

EXHAUST FAN ONLY



MXFSR20W
Matt White



MXFSR25W
Matt White



MXFSS20W
White



MXFSS25W
White

EXHAUST FAN LED



MXFSLR20W
Matt White



MXFSLR25W
Matt White



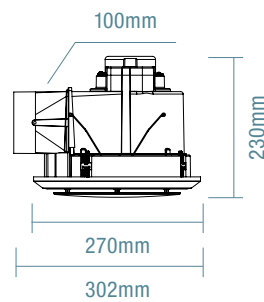
MXFSLR20M
Matt Black



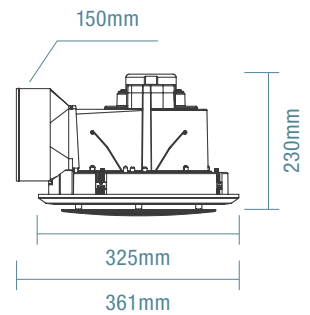
MXFSLR25M
Matt Black

DIMENSIONS

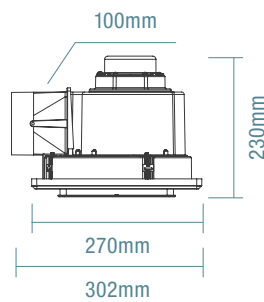
ROUND 240



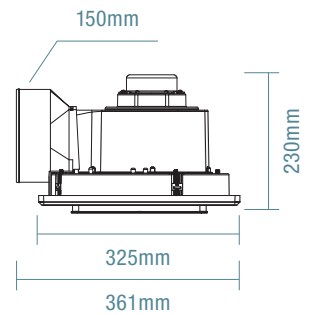
ROUND 295



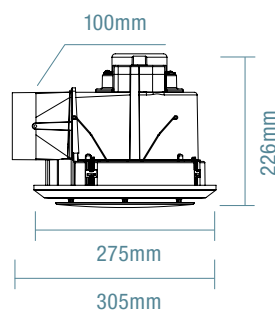
SQUARE 240



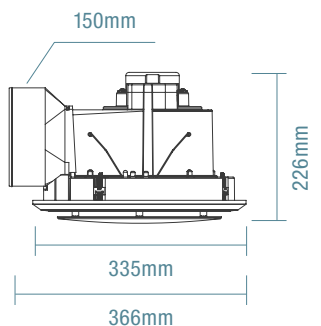
SQUARE 295



ROUND 240 LED



ROUND 295 LED



CORE 240 / 290



2
YEAR
Replacement
Warranty



DIY
Installation



IPX2
Ingress
Protection



Ultra Low
Profile



Class II

FEATURES

- Traditional design exhaust fan
- High air extraction
- DIY flex and plug supplied for easy installation

COLOUR AND VARIANTS



MXFC20W
White



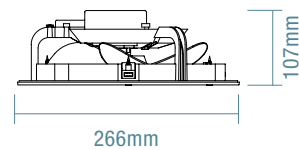
MXFC25W
White

SPECIFICATIONS

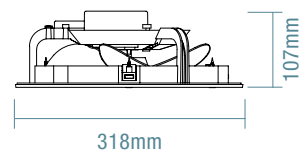
	Exhaust Fan Only	
Ordering Guide	MXFC20W	MXFC25W
Colour	White	White
Shape/Sizes	Round 240	Round 290
Air Extraction m³/hr	310m ³ /hr	540m ³ /hr
Power Wattage	25W	35W
Voltage	220-240V 50Hz	
Materials/Housing	Plastic	
Cutout Size	240mm	290mm
Decibel Rating	≤40dB	≤50dB
IP Rating	IPX2	
Minimum Ceiling Depth	220mm	
Ducting Size	100mm	150mm
Accessories Included	1m flex & plug	

DIMENSIONS

ROUND 240



ROUND 290



BATHROOM HEATER & EXHAUST FAN CALCULATOR

Note: This calculator is a guide only. It does not constitute specific advice from the Martec® team. You should always check your local building codes and requirements before having a new bathroom heater and exhaust fan installed.



This calculator can be accessed via our website
<https://www.martecaustralia.com.au/exhaust-fan-calculator/>

STEP 1:

Select installation location

Step 1: Select Installation Location

✓ Bathroom
Laundry
Utility Room

Your room size in m3 From (m3/hr) To (m3/hr)

0.00 m3 0.00 m3/hr 0.00 m3/hr

STEP 2:

Enter your room size

Step 1: Select Installation Location

Bathroom

Enter your room width (m) Enter your room length (m) Enter your room height (m)

3 4 2.4

Your room size in m3 From (m3/hr) To (m3/hr)

29 m3 432 m3 576 m3

STEP 3:

Product suggestions based on your room size entered





HEATING ACCESSORIES

Martec® offers a range of accessories that are fully compatible with our heating and exhaust fan products. Check these out on our website: martecaustralia.com.au

Remote Control Kit.....	122
Lamps	123

REMOTE CONTROL KIT



BATHROOM HEATER LCD REMOTE CONTROL KIT

MBHREM

FEATURES

- 1 year in-home warranty
- Easy to use LCD screen
- Frequency range up to 30m with multiple units installed in the same house
- Power capacity up to 1900W
- Compatible with Martec® 2 heat and 4 heat bathroom heaters
- Compatible with Martec® Linear and Aspire bathroom heaters
- Supplied with 9 volt battery
- Full or half heat function on 4 heat unit only

LAMPS



MRL400W



MRL1000W



MBGU306



MBGU506



MRL3K8W



MRL275W

VARIANTS

Ordering Code	Description
MRL400W	400W heat tube
MRL1000W	1000W heat tube
MBGU306	6W GU10 globe 3000K
MBGU506	6W GU10 globe 5000K
MRL3K8W	8W R80 LED lamp 3000K
MRL275W	275W E27 heat lamp

Lighting









DOWNLIGHTS

Downlights are a well known and flexible lighting option, they are versatile and easy to fit. The primary purpose of a downlight is to provide functional ambient light and to ensure a room is illuminated well.

Martec® offers a range of downlights with switchable wattage and colour temperatures to suit your application needs. Dimming options are available using Martec dimmers to create mood lighting.

Class II	128
Rex.....	130
Discus	131
Arte	132
Ultra	134
Prime.....	135
Titan II	136
Blitz II.....	137
Niko	138
Vito.....	139
Zone.....	140
Kobi	142

CLASS II



FEATURES

- Low glare and aesthetically designed
- Aluminium housing with recessed reflector and integral driver
- Ideal for residential, apartments and internal applications
- IC-4 or IC-F covered and abutted with insulation
- Switchable colour temperature 3000K, 4000K and 5000K
- Compatible with Martec® lighting dimmer MTD350VAP and MTD350VAR (sold separately)

SPECIFICATIONS

	TLCD34510WD	TLCD34510MD
Ordering Code	TLCD34510WD	TLCD34510MD
Colour	Matt White	Matt Black
Power Wattage	10W	
Voltage	220-240 50Hz	
Materials / Housing	Aluminium housing	
Cutout Size	Dia 90mm	
Colour Temperature	3000K / 4000K / 5000K	3000K / 4000K / 5000K
Lumens Output	750lm / 800lm / 830lm	700lm / 750lm / 780lm
IP Rating	IP44 (Front Only)	
Beam Angle	50°	
CRI	Ra>80	
Rated Lifetime	40,000 hours @ Ta25°	
Dimmable	Yes	
Flex and Plug	1M flex and plug	



COLOUR AND VARIANTS

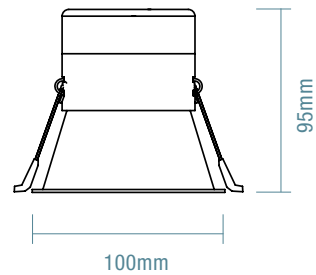


TLCD34510WD
Matt White



TLCD34510MD
Matt Black

DIMENSIONS



ACCESSORIES



MTD350VAP
Push Button Dimmer



MTD350VAR
Rotary Dimmer

REX



FEATURES

- Modern designed with recessed reflector
- ABS plastic housing with recessed reflector and integral driver
- Ideal for residential, apartments and internal applications
- IC-4 or IC-F covered and abutted with insulation
- Switchable colour temperature 3000K, 4000K and 5000K
- Compatible with Martec® lighting dimmer MTD350VAP and MTD350VAR (sold separately)

COLOUR AND VARIANTS

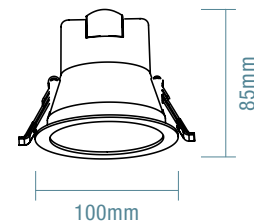


TLRD3459WD
Matt White



TLRD3459MD
Matt Black

DIMENSIONS



Ordering Guide	TLRD3459WD	TLRD3459MD
Colour	Matt White	Matt Black
Power Wattage	9W	
Voltage	220-240 50Hz	
Materials / Housing	ABS Plastic housing	
Cutout Size	Dia 90mm	
Colour Temperature	3000K / 4000K / 5000K	3000K / 4000K / 5000K
Lumens Output	800lm / 820lm / 850lm	700lm / 750lm / 780lm
IP Rating	IP44 (Front Only)	
Beam Angle	60°	
CRI	Ra>80	
Rated Lifetime	30,000 hours @ Ta25°	
Dimmable	Yes	
Flex and Plug	1M flex and plug	

ACCESSORIES



MTD350VAP
Push Button Dimmer



MTD350VAR
Rotary Dimmer

DISCUS



FEATURES

- Low profile dual wattage 20W/30W fixed LED downlight
- Ideal for residential, apartments and commercial applications
- Aluminium housing with polycarbonate diffuser and remote driver
- IC-4 or IC-F covered and abutted with insulation
- Switchable colour temperature 3000K, 4000K and 5000K

COLOUR AND VARIANTS



TLDD34523WD
Matt White

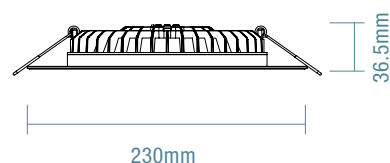


Dual power
switch

SPECIFICATIONS

Ordering Guide	TLDD34523WD	
Colour	Matt White	
Power Wattage	20W	30W
Voltage	220-240 50Hz	
Materials / Housing	Aluminium housing	
Cutout Size	Dia 170-210mm	
Colour Temperature	3000K / 4000K / 5000K	3000K / 4000K / 5000K
Lumens Output	2250lm / 2550lm / 2550lm	3000lm / 3400lm / 3350lm
IP Rating	IP44 (Front Only)	
Beam Angle	100°	
CRI	Ra>80	
Rated Lifetime	50,000 hours @ Ta25°	
Dimmable	No	
Flex and Plug	1M flex and plug	

DIMENSIONS



ARTE



FEATURES

- Low glare fixed or adjustable downlight
- Aluminium housing with polycarbonate diffuser and remote driver
- Ideal for residential, apartments and internal applications
- IC-4 or IC-F covered and abutted with insulation
- Switchable colour temperature 3000K, 4000K and 5000K
- Compatible with Martec® lighting dimmer MTD350VAP and MTD350VAR (sold separately)

SPECIFICATIONS

	Arte	Arte Gimbal	Arte Mini
Ordering Code	TLAD34510WD	TLAG34510WD	TLAM34510WD
Colour	Matt White	Matt White	Matt White
Power Wattage	10W	10W	8W
Voltage	220-240 50Hz		
Materials / Housing	Aluminium housing		
Cutout Size	Dia 90mm		Dia 70mm
Colour Temperature	3000K / 4000K / 5000K	3000K / 4000K / 5000K	3000K / 4000K / 5000K
Lumens Output	850lm / 900lm / 990lm	850lm / 900lm / 990lm	600lm / 670lm / 700lm
IP Rating	IP44 (Front Only)		
Beam Angle	100°		
CRI	Ra>80		
Rated Lifetime	50,000 hours @ Ta25°		
Dimmable	Yes		
Flex and Plug	1M flex and plug		



COLOUR AND VARIANTS



TLAD34510WD
Matt White



TLAG34510WD
Matt White



TLAM34510WD
Matt White

ACCESSORIES



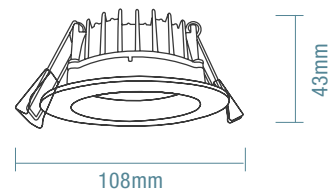
MTD350VAP
Push Button Dimmer



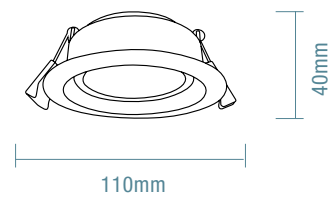
MTD350VAR
Rotary Dimmer

DIMENSIONS

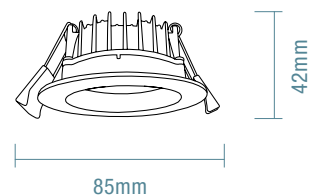
ARTE



ARTE GIMBAL



ARTE MINI



ULTRA



Replacement
Warranty



Ingress
Protection



IC-Rated



IC-Rated



Dimmable



Tricolour



Class II

FEATURES

- Low glare fixed downlight ideal for residential, apartments and internal applications
- Aluminium housing with polycarbonate diffuser and remote driver
- IC-4 or IC-F covered and abutted with insulation
- Switchable colour temperature 3000K, 4000K and 5000K
- Compatible with Martec® lighting dimmer MTD350VAP and MTD350VAR (sold separately)

COLOUR AND VARIANTS

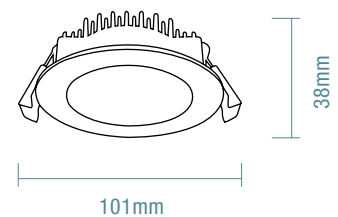


TLUD34510WD
Matt White

SPECIFICATIONS

Ordering Guide	TLUD34510WD
Colour	Matt White
Power Wattage	10W
Voltage	220-240 50Hz
Materials / Housing	Aluminium housing
Cutout Size	Dia 90mm
Colour Temperature	3000K / 4000K / 5000K
Lumens Output	850lm / 900lm / 990lm
IP Rating	IP44 (Front Only)
Beam Angle	100°
CRI	Ra>80
Rated Lifetime	50,000 hours @ Ta25°
Dimmable	Yes
Flex and Plug	1M flex and plug

DIMENSIONS



ACCESSORIES



MTD350VAP
Push Button Dimmer



MTD350VAR
Rotary Dimmer

PRIME



FEATURES

- Low glare fixed downlight ideal for residential, apartments and internal applications
- Aluminium housing with polycarbonate diffuser and remote driver
- IC-4 or IC-F covered and abutted with insulation
- Switchable colour temperature 3000K, 4000K and 5000K
- Compatible with Martec® lighting dimmer MTD350VAP and MTD350VAR (sold separately)

COLOUR AND VARIANTS

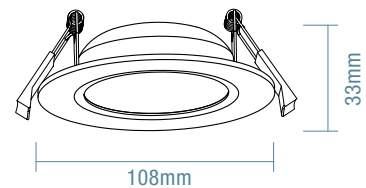


TLPD34510WD
Matt White

SPECIFICATIONS

Ordering Guide	TLPD34510WD
Colour	Matt White
Power Wattage	10W
Voltage	220-240 50Hz
Materials / Housing	Aluminium housing
Cutout Size	Dia 90mm
Colour Temperature	3000K / 4000K / 5000K
Lumens Output	950lm / 1000lm / 1080lm
IP Rating	IP44 (Front Only)
Beam Angle	100°
CRI	Ra>80
Rated Lifetime	50,000 hours @ Ta25°
Dimmable	Yes
Flex and Plug	1M flex and plug

DIMENSIONS



ACCESSORIES



MTD350VAP
Push Button Dimmer



MTD350VAR
Rotary Dimmer

TITAN II



FEATURES

- Low glare fixed downlight with recessed diffuser
- Ideal for residential, apartments and internal applications
- Thermoplastic housing with polycarbonate diffuser and remote driver
- IC-4 or IC-F covered and abutted with insulation
- Switchable colour temperature 3000K, 4000K and 5000K
- Compatible with Martec® lighting dimmer MTD350VAP and MTD350VAR (sold separately)

COLOUR AND VARIANTS



TLTD34510WD
Matt White

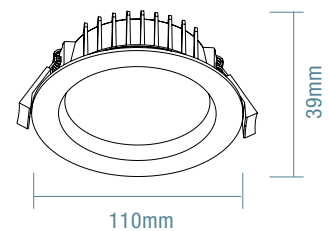


TLTD34510MD
Matt Black

SPECIFICATIONS

Ordering Guide	TLTD34510WD	TLTD34510MD
Colour	Matt White	Matt Black
Power Wattage	10W	
Voltage	220-240 50Hz	
Materials / Housing	Thermoplastic housing	
Cutout Size	Dia 90mm	
Colour Temperature	3000K / 4000K / 5000K	3000K / 4000K / 5000K
Lumens Output	950lm / 1000lm / 1080lm	900lm / 930lm / 970lm
IP Rating	IP44 (Front Only)	
Beam Angle	100°	
CRI	Ra>80	
Rated Lifetime	50,000 hours @ Ta25°	
Dimmable	Yes	
Flex and Plug	1M flex and plug	

DIMENSIONS



ACCESSORIES



MTD350VAP
Push Button Dimmer



MTD350VAR
Rotary Dimmer

BLITZ II



FEATURES

- Low profile fixed downlight with flush diffuser
- Ideal for residential, apartments and internal applications
- Thermoplastic housing with polycarbonate diffuser and remote driver
- IC-4 or IC-F covered and abutted with insulation
- Switchable colour temperature 3000K, 4000K and 5000K
- Compatible with Martec® lighting dimmer MTD350VAP and MTD350VAR (sold separately)

COLOUR AND VARIANTS



TLBD34510WD
Matt White

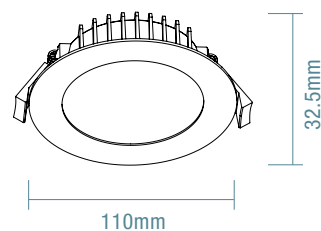


TBBD34510MD
Matt Black

SPECIFICATIONS

Ordering Guide	TLBD34510WD	TBBD34510MD
Colour	Matt White	Matt Black
Power Wattage	10W	
Voltage	220-240 50Hz	
Materials / Housing	Thermoplastic housing	
Cutout Size	Dia 90mm	
Colour Temperature	3000K / 4000K / 5000K	3000K / 4000K / 5000K
Lumens Output	950lm / 1000lm / 1080lm	900lm / 930lm / 970lm
IP Rating	IP44 (Front Only)	
Beam Angle	100°	
CRI	Ra>80	
Rated Lifetime	50,000 hours @ Ta25°	
Dimmable	Yes	
Flex and Plug	1M flex and plug	

DIMENSIONS



ACCESSORIES



MTD350VAP
Push Button Dimmer



MTD350VAR
Rotary Dimmer

NIKO



5
YEAR
Replacement
Warranty



IP
44
Ingress
Protection



IC-4
IC-Rated



IC-F
IC-Rated



Dimmable



3000K 4000K
5000K
Tricolour



Class II

FEATURES

- Plastic housing with recessed diffuser and integral driver
- Ideal for residential, apartments and retro-fit applications
- IC-4 or IC-F covered and abutted with insulation
- Switchable colour temperature 3000K, 4000K and 5000K
- Built-in integral driver
- Compatible with Martec® lighting dimmer MTD350VAP and MTD350VAR (sold separately)

COLOUR AND VARIANTS

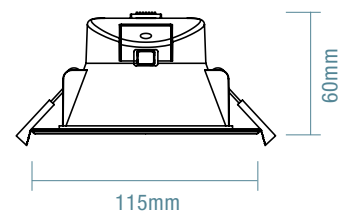


TLND3459WD
Matt White

SPECIFICATIONS

Ordering Guide	TLND3459WD
Colour	Matt White
Power Wattage	9W
Voltage	220-240 50Hz
Materials / Housing	Plastic housing
Cutout Size	Dia 90mm
Colour Temperature	3000K / 4000K / 5000K
Lumens Output	780lm / 800lm / 820lm
IP Rating	IP44 (Front Only)
Beam Angle	100°
CRI	Ra>80
Rated Lifetime	35,000 hours @ Ta25°
Dimmable	Yes
Flex and Plug	600mm flex and plug

DIMENSIONS



ACCESSORIES



MTD350VAP
Push Button Dimmer



MTD350VAR
Rotary Dimmer

VITO



FEATURES

- Plastic housing with flush diffuser and integral driver
- Ideal for residential, apartments and retro-fit applications
- IC-4 or IC-F covered and abutted with insulation
- Switchable colour temperature 3000K, 4000K and 5000K
- Built-in integral driver
- Compatible with Martec® lighting dimmer MTD350VAP and MTD350VAR (sold separately)

COLOUR AND VARIANTS

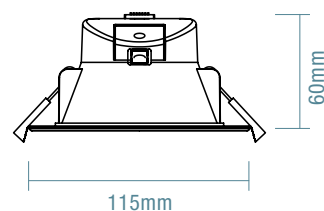


TLVD3459WD
Matt White

SPECIFICATIONS

Ordering Guide	TLVD3459WD
Colour	Matt White
Power Wattage	9W
Voltage	220-240 50Hz
Materials / Housing	Plastic housing
Cutout Size	Dia 90mm
Colour Temperature	3000K / 4000K / 5000K
Lumens Output	780lm / 800lm / 820lm
IP Rating	IP44 (Front Only)
Beam Angle	100°
CRI	Ra>80
Rated Lifetime	35,000 hours @ Ta25°
Dimmable	Yes
Flex and Plug	600mm flex and plug

DIMENSIONS



ACCESSORIES



MTD350VAP
Push Button Dimmer



MTD350VAR
Rotary Dimmer

ZONE



FEATURES

- 9W fixed LED downlight in white powder coated finish
- Ideal for residential, apartments and retro-fit applications
- Plastic with polycarbonate diffuser and integral driver
- IC-4 or IC-F covered and abutted with insulation
- Built-in PIR motion sensor
- Switchable colour temperature 3000K, 4000K and 5000K

SPECIFICATIONS

Ordering Guide	TLZD3459WDS
Colour	Matt White
Power Wattage	9W
Voltage	220-240 50Hz
Materials / Housing	Plastic housing
Cutout Size	Dia 90mm
Colour Temperature	3000K / 4000K / 5000K
Lumens Output	780lm / 850lm / 820lm
IP Rating	IP44 (Front Only)
Beam Angle	100°
CRI	Ra>80
Rated Lifetime	35,000 hours @ Ta25°
Sensor	PIR
Detection Range	360° up to 4M
Dimmable	No
Flex and Plug	600mm flex and plug

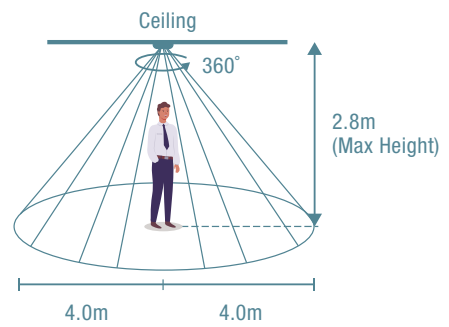
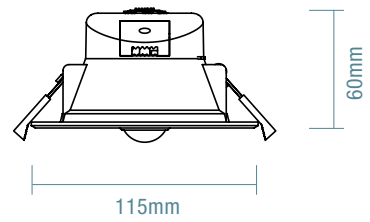


COLOUR AND VARIANTS



TLZD3459WDS
Matt White

DIMENSIONS



KOBI



FEATURES

- Modern designed with recessed reflector
- Powder coated aluminium housing with tempered glass diffuser
- Ideal for residential, apartments and office applications
- Switchable colour temperature 3000K, 4000K and 5000K
- Supplied with both clear and frosted diffusers
- Quick connector base for easy installation
- Compatible with Martec® dimmers MTD350VAP and MTD350VAR (sold separately)

SPECIFICATIONS

	TLKD34510WD	TLKD34510MD
Ordering Code	TLKD34510WD	TLKD34510MD
Colour	White	Black
Power Wattage	10W	
Voltage	220-240V 50Hz	
Materials / Housing	Aluminium housing	
Cutout Size	N/A - Surface mounted	
Colour Temperature	3000K / 4000K / 5000K	3000K / 4000K / 5000K
Lumens Output	780lm / 820lm / 850lm	780lm / 820lm / 850lm
IP Rating	IP54	
Beam Angle	60°	
CRI	Ra>80	
Rated Lifetime	35,000 hrs @ Ta25°	
Dimmable	Yes	



COLOUR AND VARIANTS

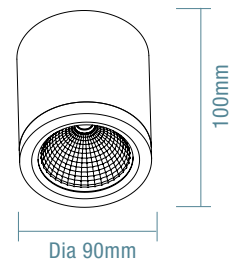


TLKD34510WD
White



TLKD34510MD
Black

DIMENSIONS



ACCESSORIES



MTD350VAP
Push Button Dimmer



MTD350VAR
Rotary Dimmer





SURFACE MOUNTED LIGHTING - OYSTER

Oyster lights provide an installation solution where functionality and style are required. They can be installed onto any flat surface and provide quality even light distribution.

Martec® offers a range of oyster lights with switchable colour temperature in different sizes, which is ideal for any residential and apartment applications.

Fino	146
Conrad	148
Orbit.....	150
Eclipse II	152

FINO



Replacement
Warranty



Ingress
Protection



Dimmable



Tricolour



Class II

FEATURES

- Ultra slim aesthetically designed LED oyster
- Polycarbonate body with opal diffuser
- Ideal for residential, apartments and internal applications
- Edge lit and dimmable
- Switchable colour temperature 3000K, 4000K and 5000K
- Compatible with Martec® lighting dimmer MTD350VAP and MTD350VAR (sold separately)

SPECIFICATIONS

Ordering Code	MLF034518WD	MLF034524WD	MLF034532WD
Colour	White	White	White
Size	280mm	350mm	420mm
Power Wattage	18W	24W	32W
Voltage	220-240 50Hz		
Materials / Housing	Polycarbonate		
Colour Temperature	3000K / 4000K / 5000K	3000K / 4000K / 5000K	3000K / 4000K / 5000K
Lumens Output	1300lm / 1400lm / 1400lm	1700lm / 1800lm / 1800lm	2300lm / 2400lm / 2400lm
IP Rating	IP54		
Beam Angle	120°		
CRI	Ra>80		
Rated Lifetime	30,000 hours @ Ta25°		
Dimmable	Yes		



COLOUR AND VARIANTS



MLF034518WD
White



MLF034524WD
White



MLF034532WD
White

ACCESSORIES



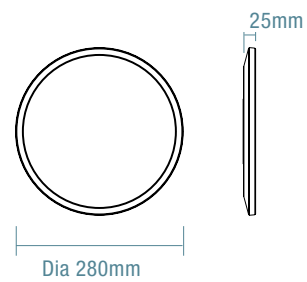
MTD350VAP
Push Button Dimmer



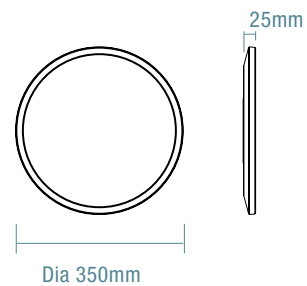
MTD350VAR
Rotary Dimmer

DIMENSIONS

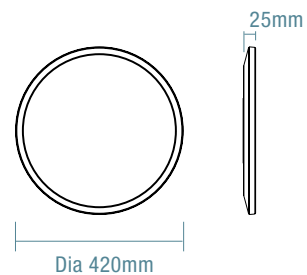
18 W



24 W



32 W





2
YEAR
Replacement
Warranty



IP
54
Ingress
Protection



Dimmable



Tricolour



Class II

FEATURES

- Modern slimline designed
- Plastic body with polycarbonate diffuser
- Ideal for residential, apartments and internal applications
- Provides a uniform light-output using SMD LED technology
- Switchable colour temperature 3000K, 4000K and 5000K
- Compatible with Martec® lighting dimmer MTD350VAP and MTD350VAR (sold separately)

SPECIFICATIONS

Ordering Code	MLC034515WD	MLC034515MD	MLC034524WD	MLC034524MD	MLC034535WD	MLC034535MD
Colour	White	Matt Black	White	Matt Black	White	Matt Black
Size	200MM		300MM		400MM	
Power Wattage	15W		24W		35W	
Voltage	220-240 50Hz					
Materials / Housing	Plastic					
Colour Temperature	3000K / 4000K / 5000K		3000K / 4000K / 5000K		3000K / 4000K / 5000K	
Lumens Output	1300lm / 1500lm / 1400lm		2100lm / 2300lm / 2200lm		3100lm / 3300lm / 3200lm	
IP Rating	IP54					
Beam Angle	120°					
CRI	Ra>80					
Rated Lifetime	40,000 hours @ Ta25°					
Dimmable	Yes					



COLOUR AND VARIANTS



MLC034515WD
White



MLC034515MD
Matt Black



MLC034524WD
White



MLC034524MD
Matt Black



MLC034535WD
White



MLC034535MD
Matt Black

ACCESSORIES



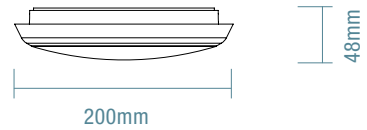
MTD350VAP
Push Button Dimmer



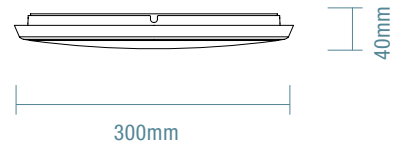
MTD350VAR
Rotary Dimmer

DIMENSIONS

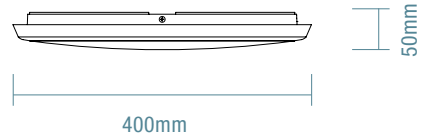
15 W



24 W



35 W



ORBIT



FEATURES

- Simple and sleek designed
- Steel base with acrylic diffuser
- Ideal for residential, apartments and internal applications
- Provides a uniform light-output using SMD LED technology
- Switchable colour temperature 3000K, 4000K and 5000K

SPECIFICATIONS

	ML0034512	ML0034518	ML034524	ML034528
Ordering Code	ML0034512	ML0034518	ML034524	ML034528
Colour	White	White	White	White
Size	290MM	330MM	380MM	
Power Wattage	12W	18W	24W	28W
Voltage	220-240 50Hz			
Materials / Housing	Steel			
Colour Temperature	3000K / 4000K / 5000K			
Lumens Output	900lm / 1000lm / 950lm	1400lm / 1600lm / 1500lm	1700lm / 1900lm / 1800lm	2200lm / 2400lm / 2300lm
IP Rating	IP20			
Beam Angle	120°			
CRI	Ra>80			
Rated Lifetime	35,000 hours @ Ta25°			
Dimmable	No			



COLOUR AND VARIANTS



ML0034512
White



ML0034518
White



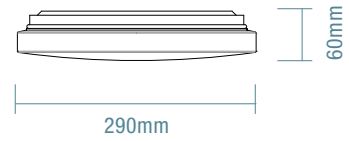
ML034524
White



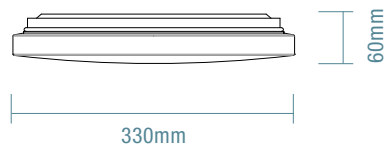
ML034528
White

DIMENSIONS

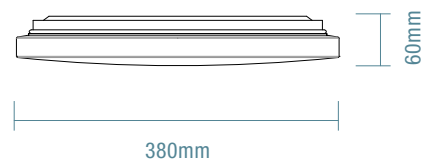
12 W



18 W



24 W / 28 W



ECLIPSE II



FEATURES

- Modern and robust designed ideal for residential and commercial applications
- Polycarbonate (PC) housing and diffuser
- Easy connect with swivel lockable vandal-proof cover
- Provide a uniform light-output using SMD LED technology
- Switchable colour temperature 3000K, 4000K and 5000K
- Compatible with Martec® lighting dimmer MTD350VAP and MTD3560VAR (sold separately)

SPECIFICATIONS

Ordering Code	TLE034515WD	TLE034518WD	TLE034528WD
Colour	White	White	White
Size	220MM	270MM	320MM
Power Wattage	15W	18W	28W
Voltage	220-240 50Hz		
Materials / Housing	Polycarbonate housing		
Colour Temperature	3000K / 4000K / 5000K		
Lumens Output	1440lm / 1600lm / 1500lm	1200lm / 1350lm / 1250lm	2100lm / 2300lm / 2150lm
IP Rating	IP54		
Beam Angle	110°		
CRI	Ra>80		
Rated Lifetime	25,000 hours @ Ta25°		
Dimmable	Yes		



COLOUR AND VARIANTS



TLE034515WD
White



TLE034518WD
White



TLE034528WD
White

ACCESSORIES



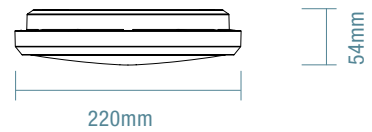
MTD350VAP
Push Button Dimmer



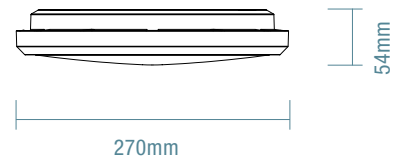
MTD350VAR
Rotary Dimmer

DIMENSIONS

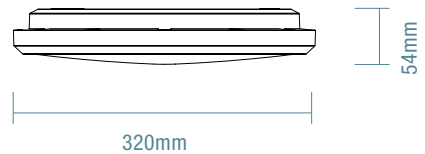
15W



18W



28W







SURFACE MOUNTED LIGHTING - BATTEN

Battens provide an installation solution where functionality is required. They can be installed onto any flat surface and provide quality even light distribution.

Martec® offers a range of LED battens with switchable colour temperature and motion sensor models, which is ideal for any workshops, garages and retro-fit applications.

Pilot.....	156
Blade.....	157
Diffused Batten	158
Weatherproof Batten	160

PILOT



2
YEAR
Replacement
Warranty



IP
20
Ingress
Protection



3000K / 4000K / 5000K
Tricolour



Class I

FEATURES

- Wide body and slimline design
- Ideal for storages, workshops and retro-fit applications
- Aluminium housing with polycarbonate diffuser and end caps
- Dual access point for easy wiring and installation (centre and side)
- Switchable colour temperature 3000K, 4000K and 5000K

SPECIFICATIONS

	Nominal Length 600MM	Nominal Length 1200MM
Ordering Guide	MLPB60345W	MLPB12345W
Colour	White	White
Power Wattage	20W	40W
Voltage	220-240 50Hz	
Materials / Housing	Aluminium body polycarbonate diffuser and end caps	
Colour Temperature	3000K / 4000K / 5000K	3000K / 4000K / 5000K
Lumens Output	1800lm / 2000lm / 1900lm	3600lm / 4000lm / 3800lm
IP Rating	IP20	
Beam Angle	120°	
CRI	Ra>80	
Rated Lifetime	40,000 hours @ Ta25°	

COLOUR AND VARIANTS


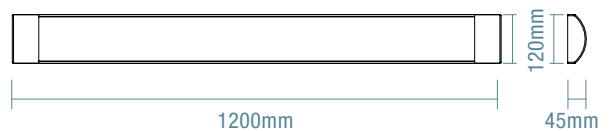
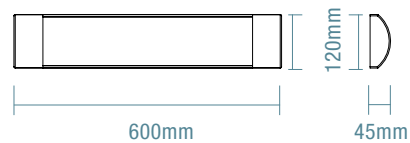


MLPB60345W
White



MLPB12345W
White

DIMENSIONS



Terminal block connections
and cable entry access point
(middle and side entry)

BLADE



FEATURES

- Low profile and slimline design
- Ideal for storages, workshops and common area applications
- Aluminium housing with polycarbonate diffuser and end caps
- Centre terminal block and cable entry for easy wiring and installation
- Direct mounting to the ceiling with no brackets required
- Switchable colour temperature 3000K, 4000K and 5000K

SPECIFICATIONS

	Nominal Length 600MM	Nominal Length 1200MM
Ordering Guide	MLBF60345W	MLBF12345W
Colour	White	White
Power Wattage	20W	36W
Voltage	220-240 50Hz	
Materials / Housing	Aluminium body polycarbonate diffuser and end caps	
Colour Temperature	3000K / 4000K / 5000K	3000K / 4000K / 5000K
Lumens Output	1500lm / 1700lm / 1600lm	3000lm / 3400lm / 3200lm
IP Rating	IP20	
Beam Angle	120°	
CRI	Ra>80	
Rated Lifetime	40,000 hours @ Ta25°	

COLOUR AND VARIANTS

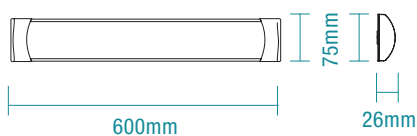


MLBF60345W
White



MLBF12345W
White

DIMENSIONS



DIFFUSED BATTEN



Replacement
Warranty



Ingress
Protection



Tricolour



Class I

FEATURES

- IP20 low profile design
- Ideal for storages, workshops and internal applications
- Metal housing with polycarbonate diffuser and end caps
- Centre terminal block and cable entry for easy wiring and installation
- Sliders at both end caps for ease of use
- Microwave sensor option available both in 600mm and 1200mm
- Switchable colour temperature 3000k, 4000K and 6500K

SPECIFICATIONS

	Nominal Length 600MM		Nominal Length 1200MM	
Ordering Code	TLDB34620	TLDB34620S	TLDB34640	TLDB34640S
Colour	White	White	White	White
Power Wattage	20W		40W	
Voltage	220-240 50Hz			
Materials / Housing	Metal housing with polycarbonate diffuser and end caps			
Colour Temperature	3000K / 4000K / 6500K		3000K / 4000K / 6500K	
Lumens Output	2350lm / 2400lm / 2300lm		4700lm / 4900lm / 4600lm	
IP Rating	IP20			
Beam Angle	120°			
CRI	Ra>80			
Rated Lifetime	30,000 hours @ Ta25°			
Sensor	-	Microwave Motion Sensor	-	Microwave Motion Sensor
Detection Range	-	Up to 10M	-	Up to 10M



COLOUR AND VARIANTS

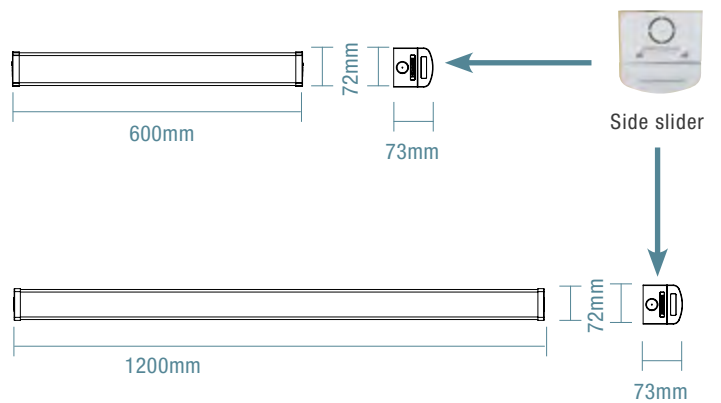


TLDB34620 / TLDB34620S
White



TLDB34640 / TLDB34640S
White

DIMENSIONS



WEATHERPROOF BATTEN



2
YEAR
Replacement
Warranty



IP
65
Ingress
Protection



IK08



Tricolour



Class I

FEATURES

- IP65 weatherproof LED batten with industrial designed
- Ideal for residential and commercial applications like corridors and walk ways
- Durable polycarbonate housing and diffuser with stainless steel clips
- IK08 impact protection
- Microwave sensor option available both in 600mm and 1200mm
- Switchable colour temperature 3000K, 4000K and 6500K

SPECIFICATIONS

	Nominal Length 600MM		Nominal Length 1200MM	
Ordering Code	TLWB34618	TLWB34620S	TLWB34639	TLWB34639S
Colour	White	White	White	White
Power Wattage	18W		40W	
Voltage	220-240 50Hz			
Materials / Housing	Durable polycarbonate housing and diffuser, stainless steel clips			
Colour Temperature	3000K / 4000K / 6500K		3000K / 4000K / 6500K	
Lumens Output	2100lm / 2300lm / 2200lm		4500lm / 5200lm / 4800lm	
IP Rating	IP65			
Beam Angle	120°			
CRI	Ra>80			
Rated Lifetime	30,000 hours @ Ta25°			
Sensor	-	Microwave Motion Sensor	-	Microwave Motion Sensor
Detection Range	-	Up to 10M	-	Up to 10M



COLOUR AND VARIANTS

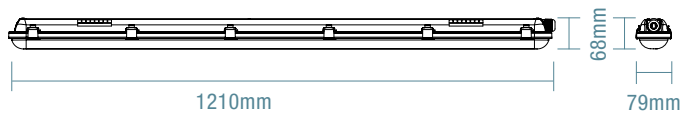
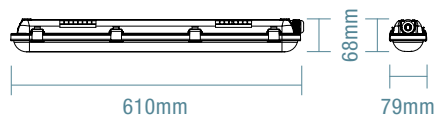


TLWB34618 / TLWB34620S
White



TLWB34639 / TLWB34639S
White

DIMENSIONS



DAYLIGHT APPLICATION

APPLICATION EXAMPLE

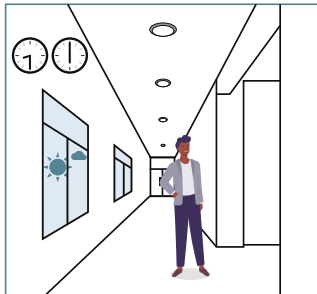
Hold time: 5 mins

Daylight Threshold: 50lux

Standby Dimming level: 10%

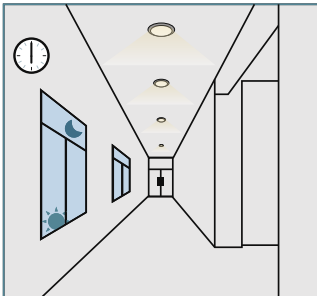
Standby Period: infinity

1




The light remains off when natural light level exceeds daylight threshold preset, even if motion is detected.

2



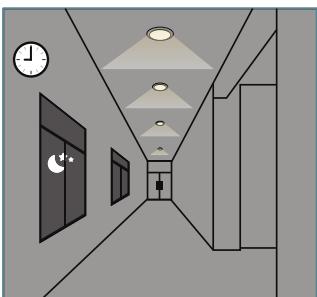
The light automatically turns on at a dim level when natural light lux level drops below preset daylight threshold, even if there is no motion detected.

3



When there is motion detected the light switches on at brightness level.

4



The light automatically turns on at a dim level again when there is no motion detected.

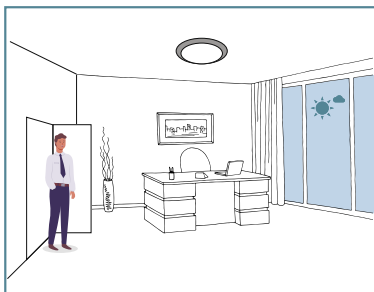
5



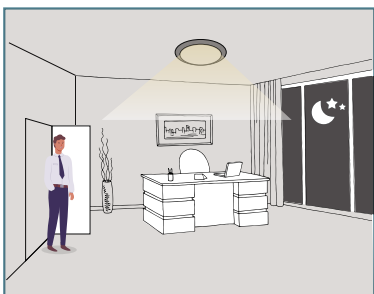
The light automatically turns off when the natural light exceeds daylight threshold preset, even with presence.

DIM DOWN APPLICATION

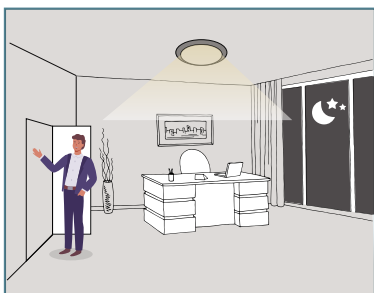
(CORRIDOR FUNCTION)




The light remains off during daytime even when movement is detected. (Ambient lux level is above preset daylight threshold).



With movement and insufficient ambient lux level, the light is triggered on 100% by the detector.



If there is no more movement, the light dims to stand-by dimming level after hold-time.



The light turns off automatically after stand-by time.



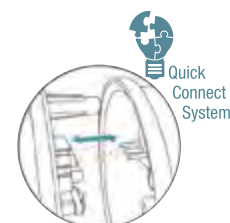



EXTERIOR LIGHTING - SECURITY LIGHT

Martec® offers a full range of security lights with features such as switchable colour temperature, different wattages and ingress protection ratings to suit any outdoor application. With built in PIR or Microwave Motion sensors, providing security and safety in all applications.

Fortress Pro.....	166
Fortress II.....	168
Ranger	170
Defender	172
Sentinel.....	174

FORTRESS PRO



FEATURES

- Modern and robust designed exterior light for security lighting and safety
- Ideal solution for entrances, alfresco and exterior applications
- Die cast aluminium with UV stabilised plastic mounting base
- Fully adjustable head
- Quick connect base for fast and easy installation
- Manual override function
- Switchable colour temperature 3000K, 4000K and 5000K
- Adjustable time delay, lux level and sensitivity (sensor models only)

SPECIFICATIONS

	Single Head	Single Head Sensor	Double Head	Double Head Sensor
Ordering Code	MLXFP3451M	MLXFP3451MS	MLXFP3452M	MLXFP3452MS
Colour	Matt Black	Matt Black	Matt Black	Matt Black
Power Wattage	18W		36W	
Voltage	220-240 50Hz			
Materials / Housing	Die case aluminium light head / plastic housing / glass light lens			
Colour Temperature	3000K / 4000K / 5000K		3000K / 4000K / 5000K	
Lumens Output	1600lm / 1700lm / 1650lm		3200lm / 3400lm / 3300lm	
IP Rating	IP65			
Beam Angle	120°			
CRI	Ra>80			
Rated Lifetime	25,000 hours @ Ta25°			
Sensor	-	PIR	-	PIR
Detection Range	-	150° up to 12M	-	150° up to 12M



COLOUR AND VARIANTS



MLXFP3451M
Matt Black



MLXFP3451MS
Matt Black



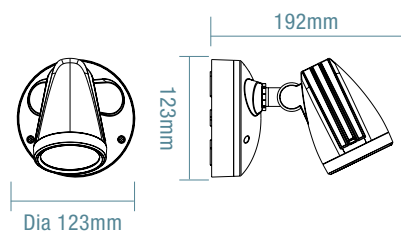
MLXFP3452M
Matt Black



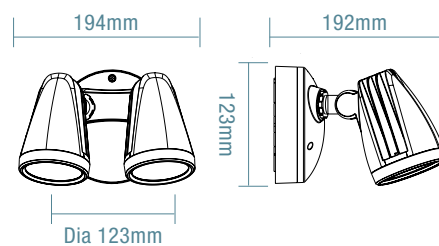
MLXFP3452MS
Matt Black

DIMENSIONS

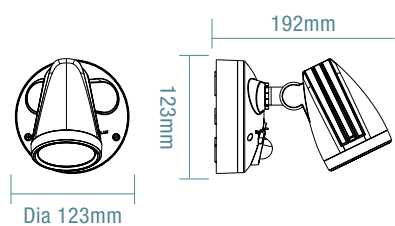
SINGLE HEAD



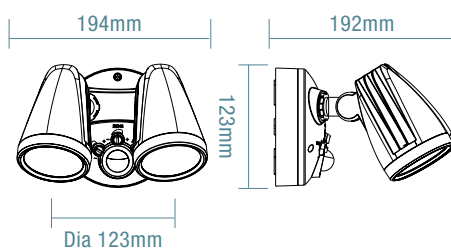
DOUBLE HEAD



SINGLE HEAD SENSOR



DOUBLE HEAD SENSOR



FORTRESS II



Replacement
Warranty



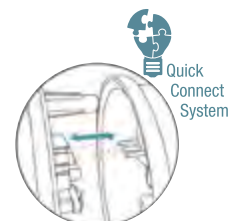
Ingress
Protection



Tricolour



Class II



FEATURES

- Robust designed exterior light for security lighting safety
- Ideal solution for entrances, alfresco and exterior applications
- Die cast aluminium with UV stabilised plastic mounting base
- Fully adjustable head
- Quick connect base for fast and easy installation
- Manual override function
- Switchable colour temperature 3000K, 4000K and 5000K
- Adjustable time delay, lux level and sensitivity (sensor models only)

SPECIFICATIONS

	Single Head		Single Head Sensor		Double Head		Double Head Sensor	
Ordering Code	MLXF3451M	MLXF3451W	MLXF3451MS	MLXF3451WS	MLXF3452M	MLXF3452W	MLXF3452MS	MLXF3452WS
Colour	Matt Black	White	Matt Black	White	Matt Black	White	Matt Black	White
Power Wattage	15W				30W			
Voltage	220-240 50Hz							
Materials / Housing	Die case aluminium light head / plastic housing / glass light lens							
Colour Temperature	3000K / 4000K / 5000K		3000K / 4000K / 5000K		3000K / 4000K / 5000K		3000K / 4000K / 5000K	
Lumens Output	1600lm / 1700lm / 1650lm		1600lm / 1700lm / 1650lm		3200lm / 3400lm / 3300lm		3200lm / 3400lm / 3300lm	
IP Rating	IP54							
Beam Angle	100°							
CRI	Ra>80							
Rated Lifetime	25,000 hours @ Ta25°							
Sensor	-	-	PIR		-	-	PIR	
Detection Range	-	-	150° up to 12M		-	-	150° up to 12M	



COLOUR AND VARIANTS



MLXF3451W
White



MLXF3451M
Matt Black



MLXF3452W
White



MLXF3452M
Matt Black



MLXF3451WS
White



MLXF3451MS
Matt Black



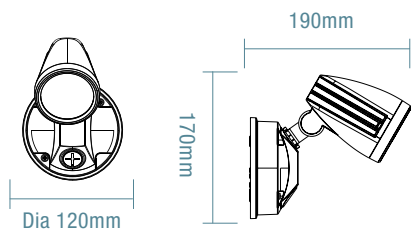
MLXF3452WS
White



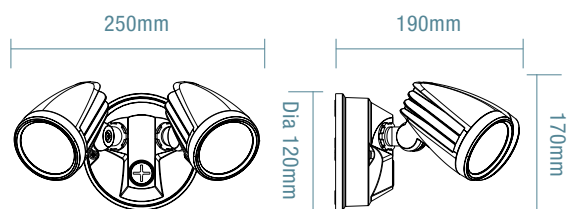
MLXF3452MS
Matt Black

DIMENSIONS

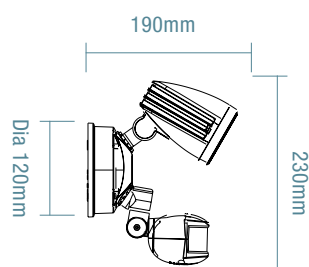
SINGLE HEAD



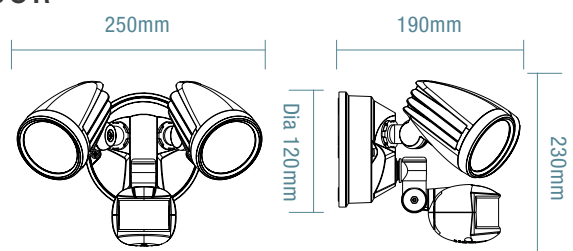
DOUBLE HEAD



SINGLE HEAD SENSOR



DOUBLE HEAD SENSOR



RANGER



2
YEAR
Replacement
Warranty



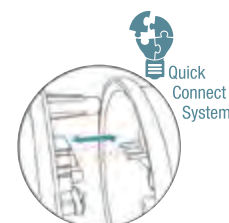
IP
54
Ingress
Protection



Tricolour



Class II



FEATURES

- Modern designed exterior light for security lighting and safety
- Ideal solution for entrances, alfresco and exterior applications
- Plastic housing with UV stabilised plastic mounting base
- Fully adjustable head
- Quick connect base for fast and easy installation
- Manual override function
- Switchable colour temperature 3000K, 4000K and 5000K
- Adjustable time delay, lux level and sensitivity (sensor models only)

SPECIFICATIONS

	Single Head	Single Head Sensor	Double Head	Double Head Sensor
Ordering Code	MLXR3451M	MLXR3451MS	MLXR3452M	MLXR3452MS
Colour	Matt Black	Matt Black	Matt Black	Matt Black
Power Wattage	12W			
Voltage	220-240 50Hz			
Materials / Housing	Plastic housing			
Colour Temperature	3000K / 4000K / 5000K		3000K / 4000K / 5000K	
Lumens Output	1050lm / 1100lm / 1100lm		2100lm / 2200lm / 2200lm	
IP Rating	IP54			
Beam Angle	120°			
CRI	Ra>80			
Rated Lifetime	25,000 hours @ Ta25°			
Sensor	-	PIR	-	PIR
Detection Range	-	150° up to 12M	-	150° up to 12M



COLOUR AND VARIANTS



MLXR3451M
Matt Black



MLXR3451MS
Matt Black



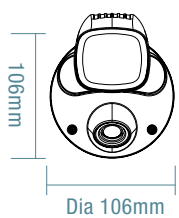
MLXR3452M
Matt Black



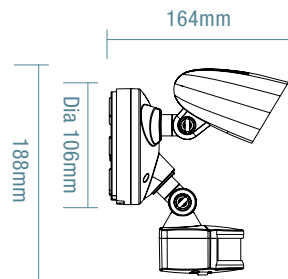
MLXR3452MS
Matt Black

DIMENSIONS

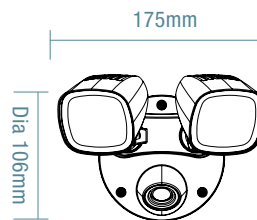
SINGLE HEAD



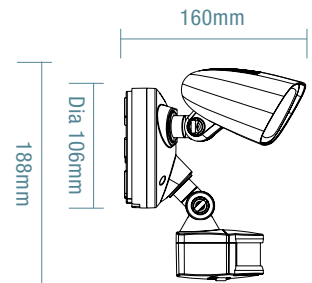
SINGLE HEAD SENSOR



DOUBLE HEAD



DOUBLE HEAD SENSOR



DEFENDER



Replacement
Warranty



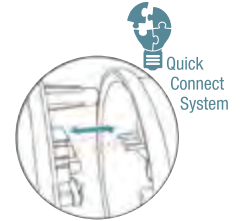
Ingress
Protection



Tricolour



Class II



FEATURES

- Robust designed exterior light for security lighting and safety
- Ideal solution for entrances, alfresco and exterior applications
- Aluminium/plastic with UV stabilised plastic mounting base
- Fully adjustable head
- Quick connect base for fast and easy installation
- Manual override function
- Switchable colour temperature 3000K, 4000K and 5000K
- Adjustable time delay, lux level and sensitivity (sensor models only)

SPECIFICATIONS

	Single Head		Single Head Sensor		Double Head		Double Head Sensor	
Ordering Code	MLXD3451M	MLXD3451W	MLXD3451MS	MLXD3451WS	MLXD3452M	MLXD3452W	MLXD3452MS	MLXD3452WS
Colour	Matt Black	White	Matt Black	White	Matt Black	White	Matt Black	White
Power Wattage	10W				20W			
Voltage	220-240 50Hz							
Materials / Housing	Die case aluminium light head / plastic housing / glass light lens							
Colour Temperature	3000K / 4000K / 5000K		3000K / 4000K / 5000K		3000K / 4000K / 5000K		3000K / 4000K / 5000K	
Lumens Output	900lm / 1000lm / 1000lm		900lm / 1000lm / 1000lm		1800lm / 2000lm / 2000lm		1800lm / 2000lm / 2000lm	
IP Rating	IP54							
Beam Angle	100°							
CRI	Ra>80							
Rated Lifetime	25,000 hours @ Ta25°							
Sensor	-	-	PIR		-	-	PIR	
Detection Range	-	-	150° up to 12M		-	-	150° up to 12M	



COLOUR AND VARIANTS



MLXD3451W
White



MLXD3451M
Matt Black



MLXD3452W
White



MLXD3452M
Matt Black



MLXD3451WS
White



MLXD3451MS
Matt Black



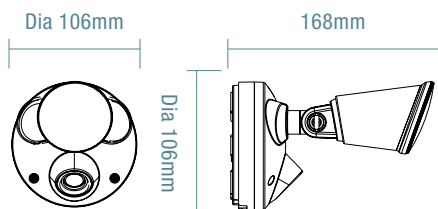
MLXD3452WS
White



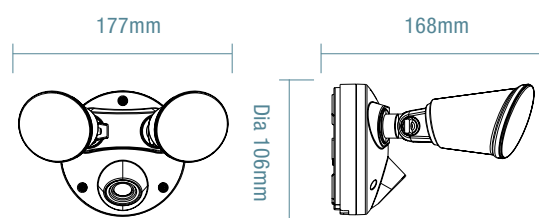
MLXD3452MS
Matt Black

DIMENSIONS

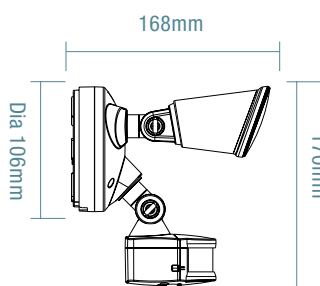
SINGLE HEAD



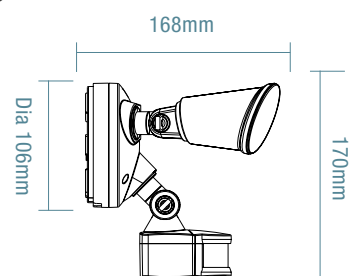
DOUBLE HEAD




SINGLE HEAD SENSOR



DOUBLE HEAD SENSOR



SENTINEL



FEATURES

- Modern designed floodlight for security lighting and safety
- Ideal solution for entrances, alfresco and exterior applications
- Aluminium housing with UV stabilised base, polycarbonate diffuser and sensor cover
- Intelligent PIR motion sensor with 210° detection zone
- Tridirectional 3x 70° sensor zones
- Integrated photocell to activate motion sensor from dusk to dawn

SPECIFICATIONS

	Sensor		Sensor with Camera	
Ordering Code	MLXS524WS	MLXS524MS	MLXSP524WS	MLXSP524MS
Colour	White	Black	White	Black
Power Wattage	24W			
Voltage	220-240V 50Hz			
Materials / Housing	Aluminium / polycarbonate			
Colour Temperature	5000K			
Lumens Output	1700lm			
IP Rating	IP65			
Beam Angle	120°			
CRI	Ra>80			
Rated Lifetime	50,000 hrs @ Ta25°			
Sensor	Motion Sensor			
Detection Range	210° up to 12M (3x 70° tridirectional zones)			



COLOUR AND VARIANTS



MLXS524WS
White



MLXS524MS
Black



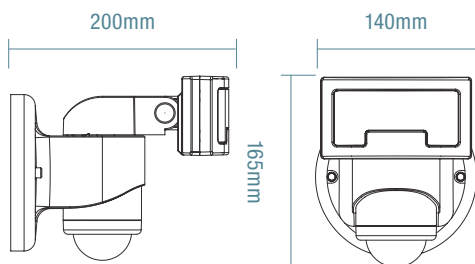
MLXSP524WS
White



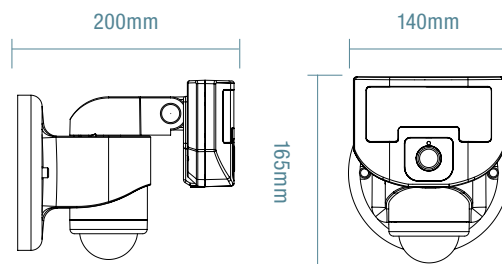
MLXSP524MS
Black

DIMENSIONS

SINGLE HEAD



SENSOR WITH CAMERA



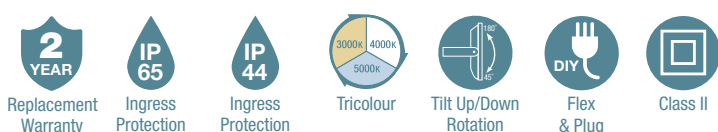


EXTERIOR LIGHTING - FLOODLIGHT & BUNKER EMERGENCY LIGHTING LIGHTING ACCESSORIES

Martec® offers a full range of exterior products with features such as switchable colour temperature, different wattages and ingress protection ratings to suit any outdoor applications. With built in PIR or Microwave Motion sensors providing security and safety in all applications.

Opal	178
Patrol	180
Sonar	181
Cove.....	182
Slimfire	184
Dimmers.....	185
Lamps	185

OPAL



FEATURES

- Modern designed floodlight for security lighting and safety
- Ideal solution for entrances, alfresco and exterior applications
- Aluminium housing with tempered glass
- Stainless steel angled bracket for easy installation
- 6 different sizes from 20W to 200W
- Switchable colour temperature 3000K, 4000K and 5000K
- Adjustable time delay, lux level and sensitivity (sensor models only)
- Pre-wired with 600m flex & plug

SPECIFICATIONS

	No Sensor						Sensor
Ordering Code	MLX034520M	MLX034530M	MLX034550M	MLX0345100M	MLX0345150M	MLX0345200M	MLX034550MS
Colour	Matt Black	Matt Black	Matt Black	Matt Black	Matt Black	Matt Black	Matt Black
Power Wattage	20W	30W	50W	100W	150W	200W	50W
Voltage	220-240 50Hz						
Materials / Housing	Aluminium housing						
Colour Temperature	3000K / 4000K / 5000K						
Lumens Output	1600lm / 2000lm / 1700lm	2700lm / 3000lm / 2800lm	4700lm / 5000lm / 4900lm	8900lm / 10000lm / 9400lm	12700lm / 15000lm / 13200lm	16700lm / 20000lm / 17700lm	4700lm / 5000lm / 4900lm
IP Rating	IP65	IP65	IP65	IP65	IP65	IP65	IP44
Beam Angle	100°						
CRI	Ra>80						
Rated Lifetime	30,000 hours @ Ta25°						
Sensor	-	-	-	-	-	-	PIR
Detection Range	-	-	-	-	-	-	120° up to 10M



COLOUR AND VARIANTS



MLX034520M
Matt Black



MLX034530M
Matt Black



MLX034550M
Matt Black



MLX034550MS
Matt Black



MLX0345100M
Matt Black



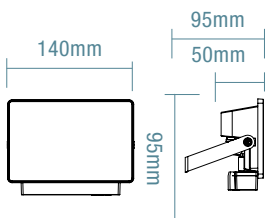
MLX0345150M
Matt Black



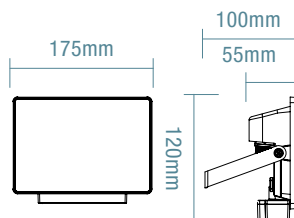
MLX0345200M
Matt Black

DIMENSIONS

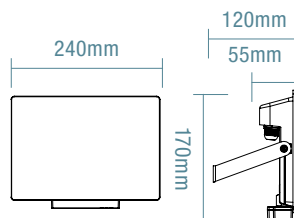
20W



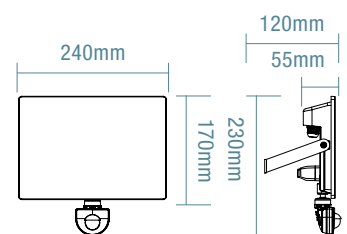
30W



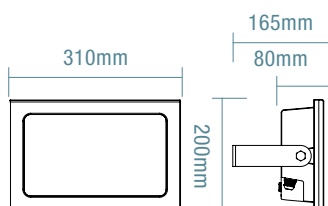
50W



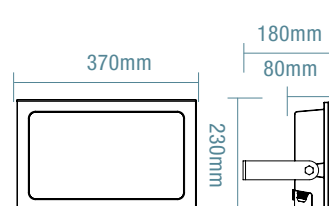
50W SENSOR



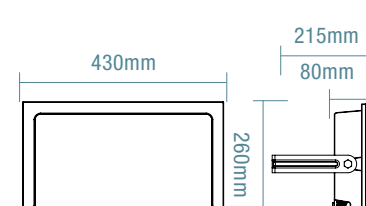
100W



150W



200W



PATROL



Replacement
Warranty



Ingress
Protection



Tricolour



Class II

FEATURES

- Robust designed exterior light for security lighting and safety
- Ideal solution for entrances, alfresco and exterior applications
- Plastic housing with polycarbonate diffuser
- Switchable colour temperature 3000K, 4000K and 5000K
- Adjustable time delay, lux level and sensitivity (sensor models only)

COLOUR AND VARIANTS

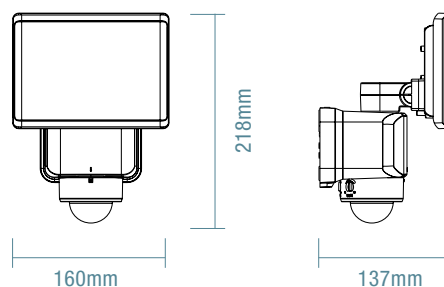


MLXP34520MS
Matt Black

SPECIFICATIONS

Ordering Guide	MLXP34520MS
Colour	Matt Black
Power Wattage	20W
Voltage	220-240 50Hz
Materials / Housing	Plastic housing
Colour Temperature	3000K / 4000K / 5000K
Lumens Output	1400lm / 1600lm / 1500lm
IP Rating	IP44
Beam Angle	120°
CRI	Ra>80
Rated Lifetime	25,000 hours @ Ta25°
Sensor	PIR
Detection Range	180° up to 12M

DIMENSIONS



SONAR



2
YEAR
Replacement
Warranty



IP
44
Ingress
Protection



3000K 4000K
5000K
Tricolour



Class II

FEATURES

- Robust designed exterior light for security lighting and safety
- Ideal solution for entrances, alfresco and exterior applications
- Plastic housing with polycarbonate diffuser
- Switchable colour temperature 3000K, 4000K and 5000K
- Adjustable time delay, lux level and sensitivity (sensor models only)
- Supplied with 2x wall plugs and 2x screws

COLOUR AND VARIANTS



MLXS34510M
Matt Black

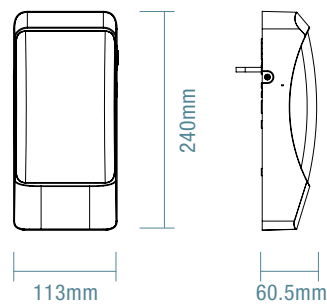


MLXS34510MS
Matt Black

SPECIFICATIONS

Ordering Guide	MLXS34510M	MLXS34510MS
Colour	Matt Black	Matt Black
Power Wattage	12W	
Voltage	220-240 50Hz	
Materials / Housing	Plastic housing	
Colour Temperature	3000K / 4000K / 5000K	
Lumens Output	700lm / 800lm / 700lm	
IP Rating	IP44	
Beam Angle	120°	
CRI	Ra>80	
Rated Lifetime	25,000 hours @ Ta25°	
Sensor	-	PIR
Detection Range	-	180° up to 12M

DIMENSIONS



COVE



FEATURES

- Modern and robust designed exterior light
- Ideal solution for residential, apartments interior or exterior applications
- Polycarbonate body and diffuser
- Switchable colour temperature 3000K, 4000K and 5000K
- Supplied with UV resistant black clip on trim (white comes as standard)
- Mounting hardware included

SPECIFICATIONS

	Oval Shape	Oval Shape Sensor		Round Shape	Round Shape Sensor	
Ordering Code	MLXC034610	MLXC034615	MLXC034615S	MLXCR34610	MLXCR34615	MLXCR34615S
Colour	White	White	White	White	White	White
Power Wattage	10W	15W		10W	15W	
Voltage	220-240 50Hz					
Materials / Housing	Polycarbonate body and diffuser					
Colour Temperature	3000K / 4000K / 5000K			3000K / 4000K / 5000K		
Lumens Output	>1000lm	>1500lm		>1000lm	>1500lm	
IP Rating				IP54		
Beam Angle				120°		
CRI				Ra>80		
Rated Lifetime	25,000 hours @ Ta25°					
Sensor	-	-	PIR	-	-	PIR
Detection Range	-	-	150° up to 12M	-	-	150° up to 12M



COLOUR AND VARIANTS



MLXC034610
White 200mm



MLXC034615 / MLXC034615S
White 230mm

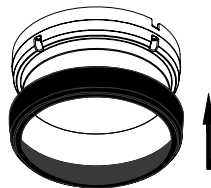


MLXCR34610
White 175mm



MLXCR34615 / MLXCR34615S
White 210mm

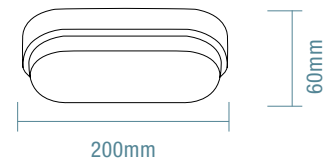
ACCESSORIES



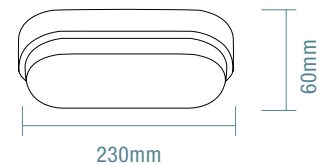
Supplied with black clip on trim.

DIMENSIONS

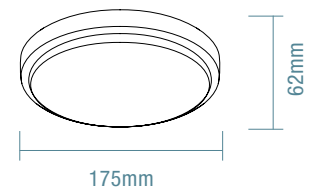
**10W
OVAL SHAPE**



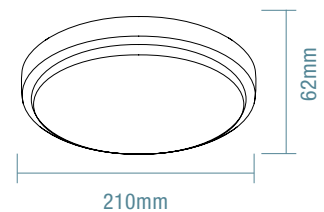
**15W
OVAL SHAPE**



**10W
ROUND SHAPE**



**15W
ROUND SHAPE**



SLIMFIRE



3
YEAR
Replacement
Warranty



IP
20
Ingress
Protection



D40
Frequency
Classification



Class II

FEATURES

- Available both in recessed and surface mounted
- D40 emergency classification
- Li-ion (LiCoO₂) battery
- Compliance to AS/NZS 2293
- Supplied with flex and plug

COLOUR AND VARIANTS



TLSE23W
White Recessed



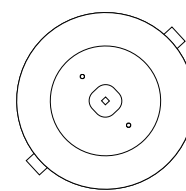
TLSE23WS
White Surface Mounted

SPECIFICATIONS

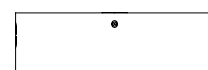
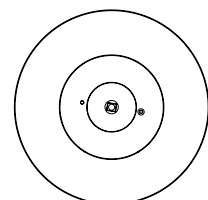
Ordering Guide	TLSE23W	TLSE23WS
Colour	White	White
Power Wattage	3W	
Voltage	220-240 50Hz	
Materials / Housing	Polycarbonate housing	
Cutout Size	Dia 74-80mm	
IP Rating	IP20	

DIMENSIONS

TLSE23W



TLSE23WS



LIGHTING ACCESSORIES



MTD350VAP



MTD350VAR

DIMMERS

Ordering Code	Description
MTD350VAP	Push Button LED Light Dimmer Trailing Edge
MTD350VAR	Rotary LED Light Dimmer Trailing Edge



MBGU306



MBGU506



MBGU3060

LAMPS

Ordering Code	Description
MBGU306	Boss 6W LED Globe GU10 3000k 60 Degree COB Facetted Reflector
MBGU506	Boss 6W LED Globe GU10 5000k 60 Degree COB Facetted Reflector
MBGU3060	Boss 9W LED Globe GU10 3000k 60 Degree COB Facetted Reflector

LEDUCATION



COLOUR TEMPERATURES

Colour temperature refers to the appearance of light provided by a light bulb. Different bulbs emit different colour temperatures. Colour temperature is expressed in Kelvin (K). The look and feel of a space can be greatly affected by colour temperature. Therefore, it is important to choose the right colour temperature based on the mood you want to create.

Based on the Kelvin numbered scale, the higher the colour temperature, the cooler, more energising light will be. A lower colour temperature will produce a warmer, more relaxing glow.

There are three basic choices of light bulbs in regard to colour temperature; 3000K (Warm White), 4000K (Cool White) and 5000K (Daylight)

IC RATING



IC-Rated

IC stands for **Insulation Contact** and determines whether downlights can safely come into contact with potentially flammable material or with any covering that might interfere with the luminaire's cooling system.

IC-4



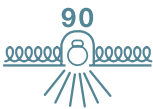
IC4

- Suitable for residential or commercial use
- Fitting can be covered with building insulation
- Can be used where air transfer is not permitted or not desired between living space & roof space



IC

- Suitable for residential or commercial use
- Fitting can be loosely covered with building insulation
- Can be used where some air transfer is not permitted or desired between living space & roof



CA 90

- Suitable for residential or commercial use
- Fitting cannot be covered with building insulation
- Insulation can be placed against the sides of the fitting



DO NOT COVER

- Suitable for residential or commercial use in AU. Fitting cannot be covered with building insulation
- Insulation must be placed as per clearance distances according to manufactures installation guide



NON-IC

- Suitable for commercial use only
- Not suitable for use in residential dwellings or other places where insulation may be installed now or in the future
- Not tested for use with building insulation

IK RATING

IK stands for **Impact Protection**. It is a 1 to 10 system with a higher number indication a more robust product able to withstand a greater impact. IK10 can withstand a 4 litre tin of paint dropped on it from just under half a meter.



Non-protected
No Protection



Protected against
1 joules impact
Equivalent to impact of 0.25kg
mass dropped from 400mm
above impacted surface



Protected against
0.14 joules impact
Equivalent to impact of 0.25kg
mass dropped from 56mm
above impacted surface



Protected against
2 joules impact
Equivalent to impact of 0.5kg
mass dropped from 400mm
above impacted surface



Protected against
0.2 joules impact
Equivalent to impact of 0.25kg
mass dropped from 80mm
above impacted surface



Protected against
5 joules impact
Equivalent to impact of 1.7kg
mass dropped from 300mm
above impacted surface



Protected against
0.35 joules impact
Equivalent to impact of 0.25kg
mass dropped from 140mm
above impacted surface



Protected against
10 joules impact
Equivalent to impact of 5kg
mass dropped from 200mm
above impacted surface



Protected against
0.5 joules impact
Equivalent to impact of 0.25kg
mass dropped from 200mm
above impacted surface



Protected against
20 joules impact
Equivalent to impact of 5kg
mass dropped from 400mm
above impacted surface



Protected against
0.7 joules impact
Equivalent to impact of 0.25kg
mass dropped from 280mm
above impacted surface

IP RATING

IP stands for **Ingress Protection**. It is a way of rating how well protected the device is from things that can get into it. The first number rating solid objects and dust from 1 to 6. The second figure is the water protection rating. The range is from 1 for slow dripping water from above up to 8 for a device that can be submerged.



SOLIDS

WATER

1 Protected against a solid object greater than 50mm such as a hand.



2 Protected against a solid object greater than 12.5mm such as a finger.



3 Protected against a solid object greater than 2.5mm such as a screwdriver.



4 Protected against a solid object greater than 1mm such as a wire.



5 Dust protected. Limited ingress of dust permitted. Will not interfere with operation of the equipment. 2 to 8 hours.



6 Dust Tight. No ingress of dust. 2 to 8 hours.



1 Protected against vertically falling drops of water. Limited ingress permitted.



2 Protected against vertically falling drops of water with enclosure tilted up to 15 degrees from the vertical. Limited ingress permitted.



3 Protected against sprays of water up to 60 degrees from the vertical. Limited ingress permitted for 3 minutes.



4 Protected against water splashes from all directions. Limited ingress permitted.



5 Protected against jets of water. Limited ingress permitted.



6 Water from heavy seas or water projected in powerful jets shall not enter the enclosure in harmful quantities.



7 Protected against vertically falling drops of water. Protection against the effects of immersion in water between 15cm and 1m for 30 minutes



8 Protection against the effects of immersion in water under pressure for long periods.



IPX RATING

IPX stands for **Ingress Protection**. The "X" simply means that the value for that number is missing. Therefore, the product has no protection against solids like dust and dirt.

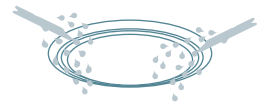


WATER

0 No protection.



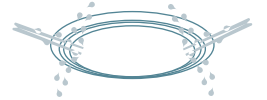
5 Protected against low pressure water stream from any angle.



1 Protected against condensation or dripping water falling vertically.



6 Protected against high pressure water stream from any angle.



2 Protected against spraying water when tilted up to 15 degrees vertically.



7 Protected against water immersion. Immersion for 30 minutes at a depth of up to 1 meter.



3 Protected against spraying water when tilted up to 60 degrees vertically.



8 Protected against continual water submersion in under water conditions.



4 Protected against splashing water from any angle.



WARRANTY

This is a guide only and is current at the time of publication.
Please check the website for current information for specified product.
www.martecaustralia.com.au/warranty-statement/



Ceiling Fans

6 Years warranty
(3 Year In-home + additional 3 Years
on the motor only)



Remote Control Kits

1 Year In-Home Warranty



Accessories

1 Year Replacement Warranty



Bathroom Heaters & Exhaust Fans LED

2 Year In-Home Warranty



Exhaust Fans

2 Year Replacement Warranty



Accessories

1 Year Replacement Warranty



Downlights

5 Year Replacement Warranty



Surface Mounted Lighting & Exterior Lighting

2 Year Replacement Warranty



Accessories

1 Year Replacement Warranty

PRODUCT INDEX

COOLING

Model No.	Page No.	Model No.	Page No.	Model No.	Page No.
DCRECDLCLT	87	DREPO36BN	85,79	MAFMRR	38
DCRECDLDCNL	87	DREPO36W	85,80	MAFMWR	38
DCRECFSLLT	87	DREPO72BN	85,81	MCACKIT345	86
DCRECFSLNL	87	DREPO72W	85,82	MDCWALL	83
DCRECMAFMLT	87	DRP36SS	85,83	MDF1243M	60
DCRECMAFMNL	87	DRP72SS	85,84	MDF1243W	60
DCRECMAFNL	87	FSIREM	82	MDF124M	60
DCRECMMLT	87	FSL1243M	68	MDF124W	60
DCRECMFNL	87	FSL1243W	68	MDF1343M	60
DCRECMNFLT	87	FSL1243WR	68	MDF1343W	60
DCRECMNFNL	87	FSL1244M	68	MDF134M	60
DCRECMSFLT	87	FSL1244W	68	MDF134W	60
DCRECMSFNL	87	FSL1244WR	68	MDF1443M	60
DCRECMWFLT	87	FSL124M	68	MDF1443W	60
DCRECMWFNL	87	FSL124W	68	MDF144M	60
DCTRANSLT	87	FSLDC1243MR	42	MDF144W	60
DCTRANSLN	87	FSLDC1243WR	42	MDRA36B	71, 95
DLDC1343BR	44	FSLDC124MR	42	MDRA36M	51, 55, 61, 63, 67, 71, 95
DLDC1343WR	44	FSLDC124WR	42	MDRA36N	95
DLDC134BR	44	FSLDCDIFF	86	MDRA36O	53, 77, 95
DLDC134WR	44	FSLEDIFF	86	MDRA36W	51, 61, 63, 67, 71, 73, 75, 95
DLS1043W	72	MAF168BR	40	MDRA36WS	55, 81, 95
DLS1044W	72	MAF168MR	40	MDRA72B	71, 95
DLS104W	72	MAF168WR	40	MDRA72M	51, 55, 61, 63, 67, 71, 95
DLS1343B	70	MAF180B	38	MDRA72O	53, 77, 95
DLS1343M	70	MAF180M	38	MDRA72W	51, 61, 63, 67, 71, 73, 75, 95
DLS1343W	70	MAF180W	38	MDRA72WS	55, 81, 95
DLS1344B	70	MAF210B	38	MDRD36B	45, 95
DLS1344M	70	MAF210M	38	MDRD36M	39, 41, 43, 95
DLS1344W	70	MAF210W	38	MDRD36MT	20-29, 85
DLS134B	70	MAFDIFF	86	MDRD36N	35, 39, 41, 95
DLS134M	70	MAFMRR	38	MDRD36OT	20-29, 85
DLS134W	70	MAFMWR	38		
DLSEGLASS	86	MAFML3BR	38		
DLSGLASS	86	MAFML3MR	38		
		MAFML3WR	38		



Model No.	Page No.	Model No.	Page No.	Model No.	Page No.
MDRD36W	39, 41, 43, 45, 95	MLF144MIP	62	MPREMS	50-79, 92
MDRD36WS	31, 35, 95	MLF144WIP	62	MRF1343W	74
MDRD36WST	20-29, 85	MLLAKIT345	86	MSF1333BR	34
MDRD72B	45, 95	MMDC1333MMR	16	MSF1333MR	34
MDRD72M	31, 35, 39, 41, 43, 95	MMDC1333WSR	16	MSF1333WR	34
MDRD72MT	20-29, 85	MMDC133MMR	16	MSF133BR	34
MDRD72OT	20-29, 85	MMDC133WSR	16	MSF133MR	34
MDRD72W	39, 41, 43, 45, 95	MMF1333MMR	28	MSF133WR	34
MDRD72WS	31, 35, 95	MMF1333OWR	28	MSFDIFF	86
MDRD72WST	20-29, 85	MMF1333WWR	28	MTF1333MM	54
MEF1333MB	50	MMF133MMR	28	MTF1333WS	54
MEF1333MM	50	MMF133OWR	28	MTF133MM	54
MEF1333OM	50	MMF133WWR	28	MTF133WS	54
MEF1333WO	50	MMFDIFF	86	MTFDIFF	86
MEF1333WW	50	MNF1433MMR	24	MVDC1333MMR	20
MEF133MB	50	MNF1433OWR	24	MVDC1333WSR	20
MEF133MM	50	MNF1433WWR	24	MVDC133MMR	20
MEF133OM	50	MNF143MMR	24	MVDC133WSR	20
MEF133WO	50	MNF143OWR	24	MVFEDIFF	86
MEF133WW	50	MNF143WWR	24	MWALLC	86
MEVSKIT345	86	MNFDIFF	86	MWF1333MMR	30
MFF1333MM	50	MOF134OB	76	MWF1333WSR	30
MFF1333WS	50	MOFGLASS	86	MWF133MMR	30
MFF133MM	50	MOLKOB	77, 86	MWF133WSR	30
MFF133WS	50	MPAPP	50-79, 92	MWF1633MMR	30
MFFDIFF	86	MPF120WH	78	MWF1633WSR	30
MGF1533OT	52	MPF130WH	78	MWF163MMR	30
MGF153OT	52	MPF140WH	78	MWF163WSR	30
MGFDIFF	86	MPF3042SS	78	MWFDIFF	86
MHF135OB	76	MPF3043SS	78	MZFGLASS	86
MHLKOB	76	MPF3044SS	78	PLKBN	79, 86
MKNOB	76	MPF3162SS	78	PLKSS	79, 86
MLDFDIFF	86	MPF3163SS	78	PLKWH	79, 86
MLDKIT345	86	MPF3164SS	78	PREGGLASS	86
		MPLCDS	50-79, 92	RAZDIFF	86

PRODUCT INDEX

HEATING & EXHAUST FANS

Model No.	Page No.	Model No.	Page No.
MBGU306	92-95, 107, 123	MXFC20W	118
MBGU506	123	MXFC25W	118
MBHA800W	100	MXFFR25W	114
MBHC1LS	108	MXFFR30W	114
MBHC1LW	108	MXFFS25W	114
MBHC2LS	108	MXFFS30W	114
MBHC2LW	108	MXFLFR25W	114
MBHC4LS	108	MXFLFR30W	114
MBHC4LW	108	MXFLFS25W	114
MBHF2LW	102	MXFLFS30W	114
MBHF4LW	102	MXFSLR20M	116
MBHL1000S	92	MXFSLR20W	116
MBHL1000W	92	MXFSLR25M	116
MBHM1000S	94	MXFSLR25W	116
MBHM1000W	94	MXFSR20W	116
MBHN2LW	104	MXFSR25W	116
MBHN4LW	104	MXFSS20W	116
MBHP1000M	98	MXFSS25W	116
MBHP1000W	98		
MBHP2LS	106		
MBHP2LW	106		
MBHP4LS	106		
MBHP4LW	106		
MBHREM	92-95, 98-109, 114, 115, 122		
MBHT2000W	111		
MBHU1LW	110		
MBHV2000W	96		
MRL1000W	93, 95, 99, 101, 123		
MRL275W	103, 105, 107, 109, 110, 123		
MRL3K8W	109, 123		
MRL400W	123		

LIGHTING

Model No.	Page No.	Model No.	Page No.	Model No.	Page No.
MBGU306	185	MLXD3452WS	172	MTD350VAR	129, 130, 132-143, 146-149, 152, 153, 196
MBGU3060	185	MLXF3451M	168	TLAD34510WD	132
MBGU506	185	MLXF3451MS	168	TLAG34510WD	132
MLBF12345W	157	MLXF3451W	168	TLAM34510WD	132
MLBF60345W	157	MLXF3451WS	168	TLBD34510MD	137
MLC034515MD	148	MLXF3452M	168	TLBD34510WD	137
MLC034515WD	148	MLXF3452MS	168	TLCD3410MD	128
MLC034524MD	148	MLXF3452W	168	TLCD3410WD	128
MLC034524WD	148	MLXF3452WS	168	TLDB34620	158
MLC034535MD	148	MLXFP3451M	166	TLDB34620S	158
MLC034535WD	148	MLXFP3451MS	166	TLDB34640	158
MLF034518WD	146	MLXFP3452MS	166	TLDB34640S	158
MLF034524WD	146	MLXFP3452MS	166	TLDD34523WD	131
MLF034532WD	146	MLX0345100M	178	TLE034515WD	152
ML0034512	150	MLX0345150M	178	TLE034518WD	152
ML0034518	150	MLX0345200M	178	TLE034528WD	152
ML0034524	150	MLX034520M	178	TLKD34510MD	142
ML0034528	150	MLX034530M	178	TLKD34510WD	142
MLPB12345W	156	MLX034550M	178	TLND3459WD	138
MLPB60345W	156	MLX034550MS	178	TLPD34510WD	135
MLXC034610	182	MLXR3451M	170	TLRD3459MD	130
MLXC034615	182	MLXR3451MS	170	TLRD3459WD	130
MLXC034615S	182	MLXR3452M	170	TLSE23W	194
MLXCR34610	182	MLXR3452MS	170	TLSE23WS	194
MLXCR34615	182	MLXS34510M	181	TLTD34510MD	138
MLXCR34615S	182	MLXS34510MS	181	TLTD34510WD	138
MLXD3451M	172	MLXS524MS	174	TLUD34510WD	134
MLXD3451MS	172	MLXS524WS	174	TLVD3459WD	139
MLXD3451W	172	MLXSP524MS	174	TLWB34618	160
MLXD3451WS	172	MLXSP524WS	174	TLWB34620S	160
MLXD3452M	172	MTD350VAP	129, 130, 132-143, 146-149, 152, 153, 195	TLWB34639	160
MLXD3452MS	172			TLWB34639S	160
MLXD3452W	172			TLZD3459WDS	141

**WE DO
MORE THAN
YOU THINK...**



Whether it is ceiling fans, LED lighting, bathroom heaters or exhaust fans. Martec® will always have the highest quality, best in class and competitively priced solutions to suit every lifestyle.

CONTACT

MONDAY TO FRIDAY



Warehouse hours: 7:30am – 3:30pm



sales@martec ltd.com.au



Office hours: 8:00am – 4:00pm



www.martecaustralia.com.au



(02) 8778 7500



Martec® is constantly developing and improving its products. All descriptions, illustrations, drawings and specifications in this publication present only general particulars and shall not form part of any contract. Air movements figures quoted are guide only. All measurements are in millimetres unless otherwise stated.

For In-Home Warranty, please visit website for details <https://www.martecaustralia.com.au/warranty-statement/>

The right is reserved to change specifications without prior notification or public announcement. All goods supplied by the company are supplied subject to the company's General Conditions of Sale, a copy of which is available on request.



V2_MAR2022

